



## Motors

# DC Servo Motors MSS Series

- Ratings to 6,000 RPM.
- Compact Length.
- Zero Cogging.
- Acceleration Torques to 10 x Rated.

MAVILOR's axial air gap dish armature is specially suited for high response servo drives. High torque to inertia ratio and smooth, non cogging torque low speed velocity control makes MAVILOR the motor of choice for the most exacting applications.

The MAVILOR MSS Series servomotors provide a 20% increase in power to weight and volume ratios and a 20% increase in power rate and acceleration capability over previous designs.

Incorporating an ironless rotor design, these industrial strength motors have an extremely long brush life and high efficiency.

MAVILOR MSS Series motors incorporate options of tachometers and fail-safe holding brakes within the motor structure, and in many cases are half the length of equivalently rated conventional motors.



## Dimensions

	MSS-2	MSS-4	MSS-6	MSS-8	MSS-12	MSS-22	MSS-35	MSS-45
A	131.5	129.5		140	139.5	167.5	193	
B	23	30			50		60	
C	122.5	120.5		131	127.5	155.5	181	
D		9				12		
E	4	3.5				4.5		
F (DIN 933)	M3x10	M4x16			M8x16		M10x22	
G (DIN 6885)	A4x4x14	A5x5x20				A8x7x32		
H	3	2				3.5		
I	235	233		243.5	237.5	265.5	291	
J (j6)	ø80	ø95			ø130		ø180	
K (j6)	ø110	ø130			ø180	ø230	ø250	
L	ø118	ø140	ø168	ø192	ø212	ø275	ø305	
M	4xM6	4xM6			4xM8	4xM10	4xM12	
	ø100	ø115			ø165	ø165	ø215	
N (h11)	ø149	ø200	ø210	ø205	ø250	ø300	ø350	
O	□119	□154	□170	□176	□206	□258	□284	
P	4xø9	4xø11	4xø11		4xø14	4xø14	4xø18	
	ø130	ø165	ø180		ø215	ø265	ø300	
Q (h9)	4	5				8		
R (g6)	11	14			24		28	
S ( $\frac{0}{-0.1}$ )	12.7	16			27		31	
T				ø101				
V	8		10			11	14	
W	10.5	13	13.5	14	12.5		14	
X		35.5				33		
Z				77				



Available CSA-US certified

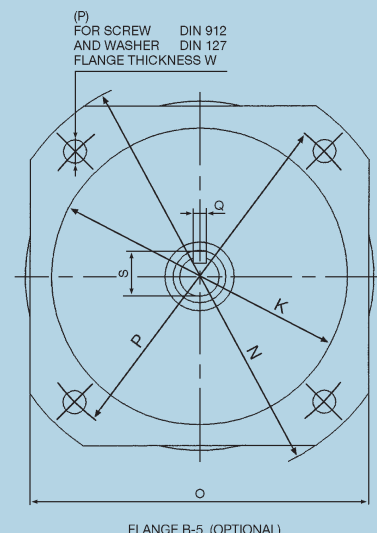
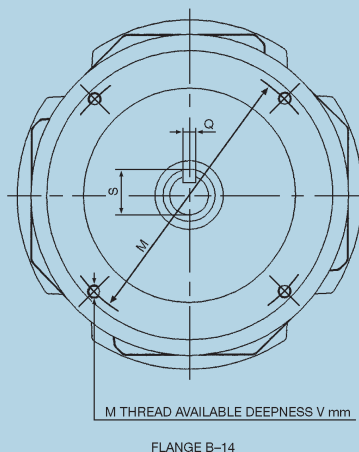
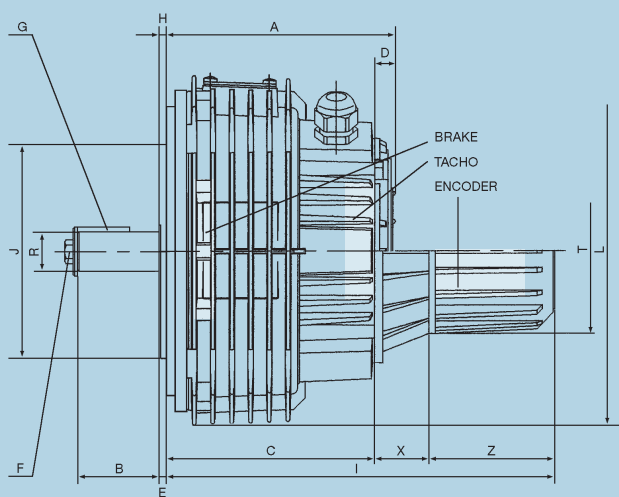
# Technical Specifications

ALL CHARACTERISTICS MEASURED AT 40°C AMBIENT TEMPERATURE EXCEPT TERMINAL RESISTANCE (25°C)				SYMBOLS	UNITS	MSS-2	MSS-4	MSS-6	MSS-8	MSS-12	MSS-22	MSS-35	MSS-45	
RATED SPEED	n	rpm				3,000	3,000	3,000	3,000	3,000	3,000	3,000	3,000	
RATED VOLTAGE ±5%	U	V				39.4	67	67.8	89.7	106.7	181	200	224	
RATED CURRENT	I	A				6.5	7.8	10.7	10.7	14	16	19.5	21	
RATED OUTPUT POWER <sup>(1)</sup>	P	W				190.3	397	575	805	1,240	2,573	3,525	4,274	
EFFICIENCY	η	%				74	76	80	84	83	89	90	91	
RATED TORQUE	T	Nm				0.6	1.26	1.83	2.56	3.95	8.19	11.23	13.6	
MAXIMUM TORQUE <sup>(2)</sup>	T <sub>max</sub>	Nm				3.6	7.58	11	15.38	23.7	49.14	67.38	81.6	
MAXIMUM SPEED <sup>(3)</sup>	n max	rpm				7,000	6,000	6,000	5,000	4,500	4,000	4,000	4,000	
EMF CONSTANT ±5%	K <sub>E</sub>	V/1000 rpm				10.4	18	19	26.3	30.85	55.6	62.53	70	
TORQUE CONSTANT ±5%	K <sub>T</sub>	Nm/A				0.099	0.172	0.181	0.251	0.295	0.53	0.597	0.668	
FRICTION TORQUE	T <sub>F</sub>	Nm				0.03	0.05	0.05	0.06	0.09	0.09	0.11	0.11	
DAMPING CONSTANT	K <sub>D</sub>	Nm/1000 rpm				0.003	0.009	0.018	0.021	0.02	0.05	0.1	0.11	
TERMINAL RESISTANCE (25°C)	R	Ω				1	1.25	0.75	0.82	0.75	0.67	0.51	0.51	
ARMATURE INDUCTANCE	L	μH				<102	<130	<120	<150	<200	<250	<300	<300	
INERTIA	J	kg m <sup>2</sup> 10 <sup>-3</sup>				0.15	0.37	0.40	0.82	1.7	5.1	8.5	8.5	
MECHANICAL TIME CONSTANT	T <sub>M</sub>	ms				14.38	15	9	10.17	14	11.6	11.6	9.3	
TRANSITORY POWER	P <sub>S</sub>	kW/s				89	155	300	288	330	473	534	783	
THERMAL TIME CONSTANT ROTOR TO HOUSING	T <sub>AC</sub>	s				170	180	190	200	300	360	650	650	
THERMAL TIME CONSTANT <sup>(1)</sup> HOUSING TO AMBIENT	T <sub>CA</sub>	s				1,700	1,750	1,800	2,000	2,700	3,000	4,000	4,000	
THERMAL RESISTANCE ROTOR TO HOUSING	R <sub>AC</sub>	°C/W				0.8	0.5	0.5	0.5	0.3	0.2	0.13	0.15	
THERMAL RESISTANCE <sup>(1)</sup> HOUSING TO AMBIENT	R <sub>CA</sub>	°C/W				0.5	0.3	0.4	0.4	0.3	0.2	0.14	0.15	
RADIAL LOAD (at mid-length of shaft)	F <sub>R</sub>	N				200	200	300	300	500	600	700	700	
AXIAL LOAD	F <sub>A</sub>	N				150	200	200	200	250	400	400	400	
MASS (Only motor. No options)	M	kg				3.3	4.5	5.8	8	10	16	22	24	
(1) With an aluminium heat sink plate						300x300x10	400x400x10					500x500x10		
(2) For an S3 cycle						3	3.5	4	7	10				
(3) Maximum speed in continuous service. During a very short time (r.p.m.)						9,000	6,000					4,500		

(1) With an aluminium heat sink plate

(2) For an S3 cycle

(3) Maximum speed in continuous service. During a very short time (r.p.m.)



## Options

MODEL	Tachometer Type	Brake Type
<b>MSS-2</b>	D40	04
<b>MSS-4</b>	D40	06
<b>MSS-6</b>	D40	06
<b>MSS-8</b>	D40	06
<b>MSS-12</b>	D40	07
<b>MSS-22</b>	D26	09
<b>MSS-35</b>	D26	11
<b>MSS-45</b>	D26	11

## Tachometer Specifications

	UNITS	TYPE	
		D40	D26
Voltage Constant	V/krpm	10 ± 5%*	10 ± 5%*
Ripple @ 1000 rpm (pp)	%	<1.5	<1.2
Linearity @ 6000 rpm	%	≤0.1	≤0.1
Reversing Error	%	≤0.12	≤0.12
Temperature Coefficient	%/°C	0.03	0.02
Rotor Inertia	kg m <sup>2</sup> 10 <sup>-3</sup>	0.004	0.024
Resistance	Ω	86	90
Inductance	mH	13	25
Current	mA	2	4
Maximum Current	mA	8	17
Maximum Speed	rpm	9,000	8,000
Mass	kg	0.105	0.295

\*other voltages available

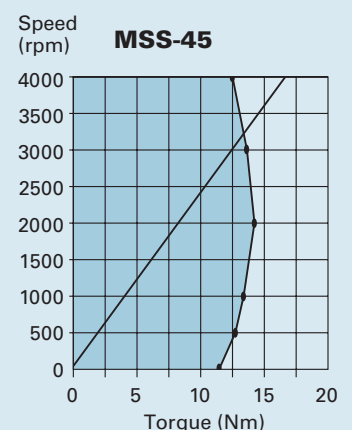
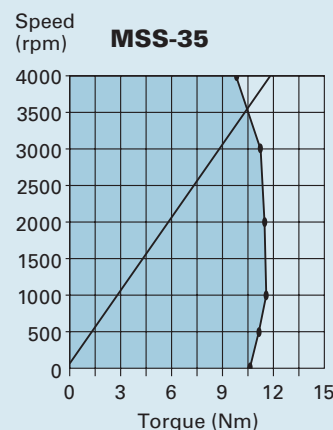
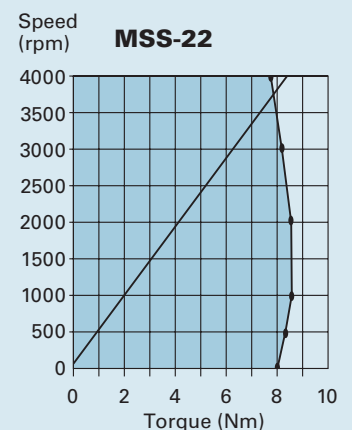
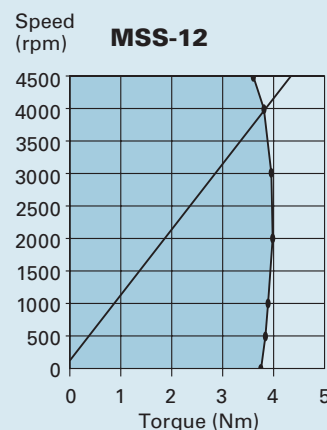
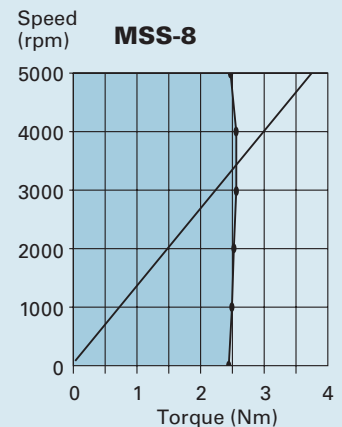
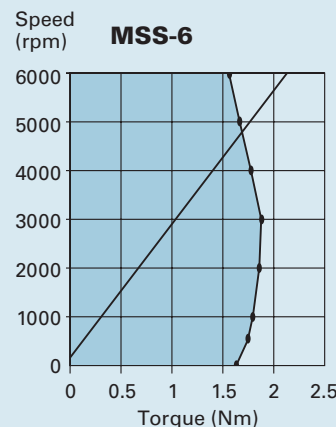
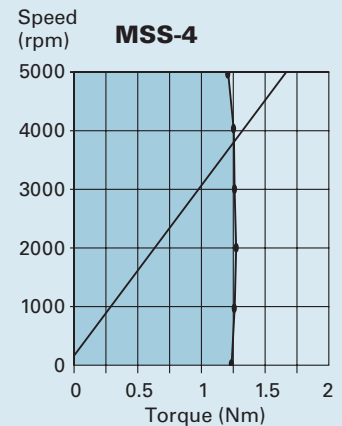
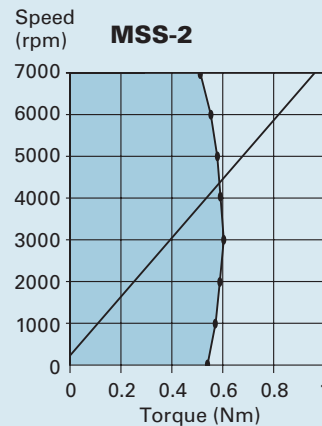
## Brake Specifications

	UNITS	TYPE				
		04	06	07	09	11
Holding Torque	Nm	1.2	2.5	5	12	20
DC Voltage	V	24	24	24	24	24
Input Power	W	8	12	16	18	22
Inertia	kg cm <sup>2</sup>	0.05	0.23	0.65	2.14	5.7
Response Time						
Disengagement	ms	4	7	15	30	55
Engagement	ms	3	5	7	13	18
Mass	kg	0.19	0.3	0.6	1.1	1.9

Performance curves shown right indicate the continuous operating zone or torque-speed envelope for 40°C ambient conditions. For MAVILOR motors, the torque that the motor can produce continuously at rated speed (3000 rpm for most MSS Series motors) exceeds the stall torque rating of the motor. The continuous torque rating (T) is the value used for sizing motors once the RMS torque requirement has been determined.

Acceleration torques to 10X rated torque can be obtained. The S3 curves for each motor should be consulted to ascertain time duration vs duty cycle for peak torques.

## Performance Curves

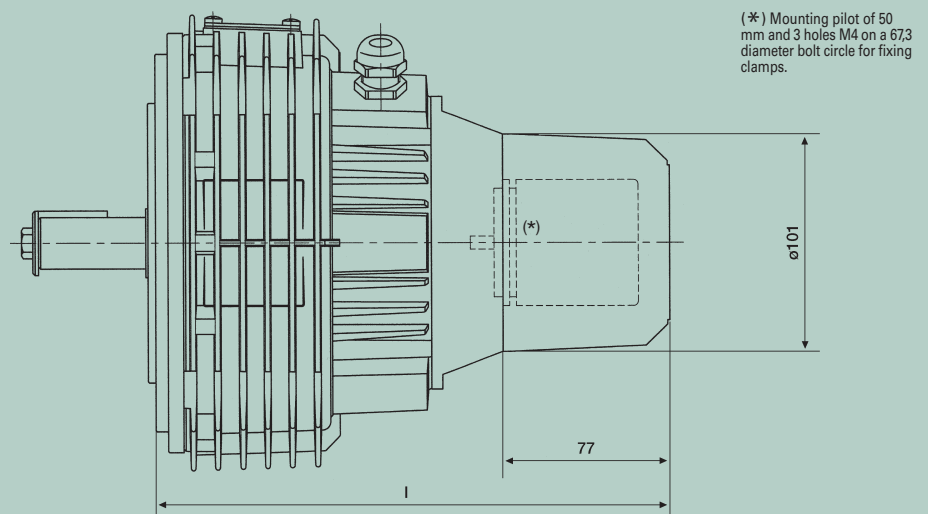




## Optional Accessories

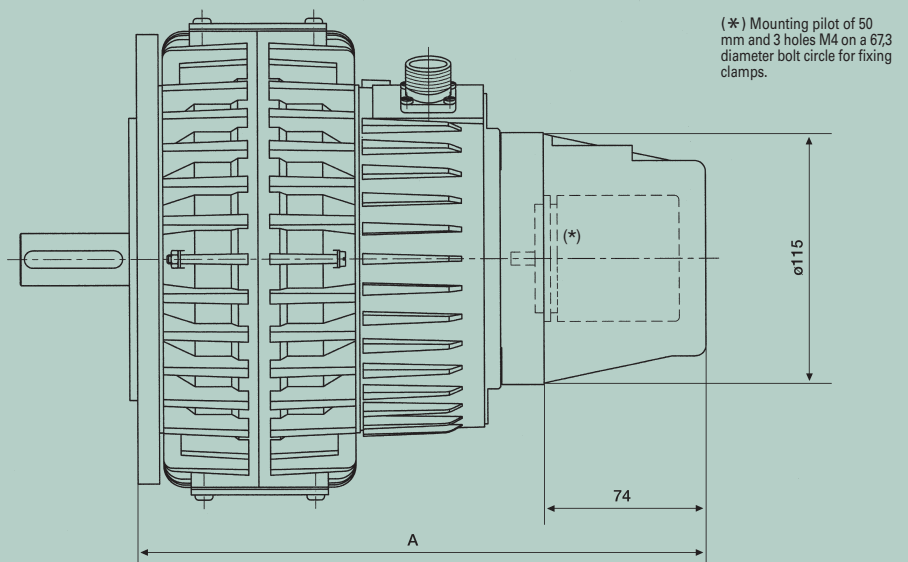
### MSS Encoder Kit (no encoder)

	I
<b>MSS-2</b>	235
<b>MSS-4</b>	233
<b>MSS-6</b>	233
<b>MSS-8</b>	243.5
<b>MSS-12</b>	237.5
<b>MSS-22</b>	265.5
<b>MSS-35</b>	291
<b>MSS-45</b>	291



### MA Encoder Kit (no encoder)

	A
<b>MA-6</b>	237.5
<b>MA-10</b>	237.5
<b>MA-20</b>	252.5
<b>MA-30</b>	261.5
<b>MA-45</b>	274
<b>MA-55</b>	274



### BL 110/140 Encoder Kit (no encoder)

	A
<b>BL-111</b>	282
<b>BL-112</b>	307
<b>BL-113</b>	332
<b>BL-114</b>	357
<b>BL-115</b>	382
<b>BL-141</b>	346
<b>BL-142</b>	367
<b>BL-143</b>	411
<b>BL-144</b>	453

