

### Technical Data

#### RoHS

#### Panel connector



#### Cable connector



#### Coupler connector



Panel connector, cable connector  
and coupler connector

circular housing

Locking

screw connection

Protection

IP 65 with flat-gasket for panel connector

Contacts

3 and 7 contacts  $\varnothing$  1 mm crimp or solder removable contacts

Max. current

7A  $\varnothing$  1 mm

Contact resistance between pin and socket

< 0,0020  $\Omega$

Breakdown voltage (mated connectors)

> 2500 Volts (RMS)

Insulation resistance

> 5000 M $\Omega$

Operating temperature

-40 °C to +85 °C (100 hours at +100 °C)

Materials

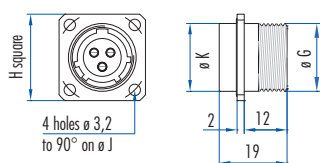
Housing and insert made of POM and PBT, gold-plated brass contacts

Max. conductor cross-section

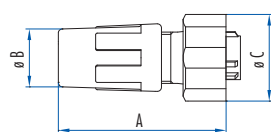
0,93 mm<sup>2</sup> (crimped) – 0,60 mm<sup>2</sup> (soldered)

### Dimensional Data

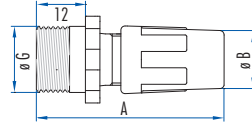
#### Panel connector



#### Cable connector



#### Coupler connector



Number of cts	Dimensions en mm										Weight in grams				Capacity of cable clamp
	A	ø B	ø C	D	E	F	ø G	ø K	H	ø J	Male panel connector	Female cable connector	Female panel connector	Male cable connector	Cable connector and male or female Coupler connector
3	41	14	21	19	12	2	16	16	21	21,5	5	11	5	9	3 to 5 mm
7	41	17	24	19	12	2	19	19	24	25,7	7	15	8	13	6 to 9 mm

### Part Number

Housing	Minex 1	Minex 2
Number of Contacts ø 1 mm	3	7

#### Male panel connectors – Female cable connectors – Male coupler connectors

Male panel connector	633 203 006	633 207 006
Female cable connector	633 303 006	633 307 006
Male coupler connector	633 253 006	633 257 006
Protective cap for panel connector	633 043 006	633 047 006
Protective cap for cable connector	633 343 006	633 347 006
Flat-Gasket for panel connector (pack of 10)	633 121 006	633 124 006

Complete crimp tool: 579 316 006 (small crimp: ø 1 mm), 579 481 006 (large crimp: ø 1 mm, ø 1,6 mm, ø 2,4 mm)

Tool for insertion and removing contacts 597 104 006

#### Female panel connectors – Male cable connectors – Female coupler connectors

Female panel connector	633 003 006	633 007 006
Male cable connector	633 103 006	633 107 006
Female coupler connector	633 353 006	633 357 006
Protective cap for panel connector	633 043 006	633 047 006
Protective cap for cable connector	633 343 006	633 347 006
Flat-Gasket for panel connector (pack of 10)	633 121 006	633 124 006

Complete crimp tool: 579 316 006 (small crimp: ø 1 mm), 579 481 006 (large crimp: ø 1 mm, ø 1,6 mm, ø 2,4 mm)

Tool for insertion and removing contacts 597 104 006

- Straight and right-angle panel connectors are also available for printed circuit boards.
- **Important:** All the contacts must be mounted in the insert using our tool.
- For assembly, wiring, panel connector installation and contact arrangement instructions, see: Technical guides;
- Other accessories, see: Accessories.
- All connectors are delivered with their contacts.
- Thermocouple contacts can be fitted. See: Accessories.