

KBB30-30 DOUBLE CENTRIFUGAL BLOWER



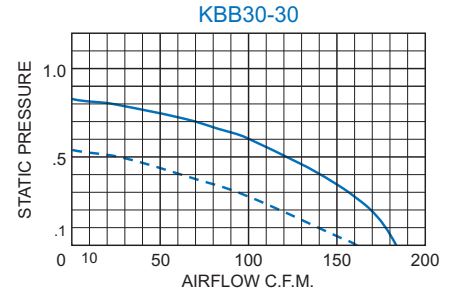
STANDARD FEATURES

185 CFM Capacity
Full performance in any mounting position
Rugged construction with baked powder finish
UL/CSA ball bearing motors
12-inch [304.8mm] (minimum) power and ground leads

ACCESSORIES AND OPTIONS

Airflow Switch
Automatic Speed Control
Inlet Finger Guard
Other voltages and frequencies
Special external paint finishes
Special line cord or connectors

PERFORMANCE GRAPHS



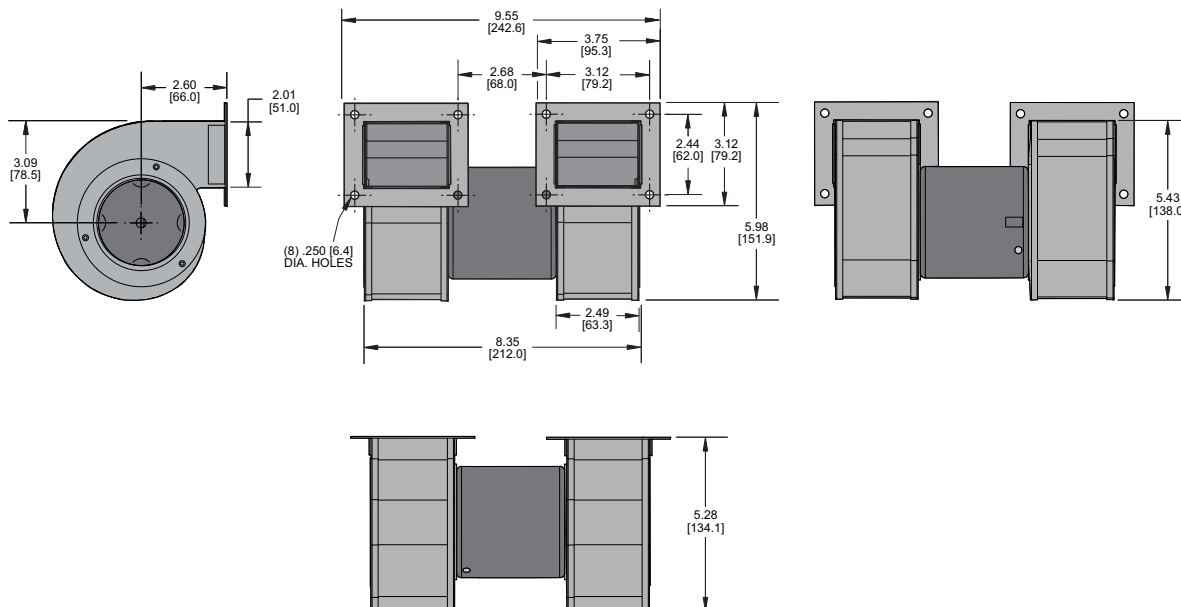
Airflow vs. static pressure curves are shown for 60 Hz and 50 Hz (broken line) inputs. Static pressure is in inches of water.


TECHNICAL DATA*

Model	Volts/Hz	CFM @ 0" S.P.	Cutoff S.P.	RPM Nominal	Amps		Watts	Approximate Weight	
					Run.	L.R.		Lbs.	Kg.
KBB30-30	115/60	185	0.8	3250	1.4	2.1	90	7	3.2
KBB30-30	115/50	162	0.53	3250	1.4	2.1	90	7	3.2
K2BB30-30	230/60	185	0.8					7	3.2
K2BB30-30	230/50	162	0.53					7	3.2

* For 230 Volt details, contact factory.

DIMENSIONS inches [metric]





KBB30-30 DOUBLE CENTRIFUGAL BLOWER

DESCRIPTION

KOOLTRONIC **Double Centrifugal Blowers** are designed to provide greater airflow than the related single blower series, in the same types of low to moderate static pressure applications. Similarly, they are easily installed and operate with equal effectiveness in any mounting orientation.

Ten models comprise the series, offering a choice of sizes and capacities to satisfy a wide variety of cooling requirements. Together, single and double centrifugal blowers are the backbone of forced convection air cooling.

These **Double Centrifugal Blowers** and the **Quadruplex Centrifugal Blowers** are the exclusive air movement components in virtually all KOOLTRONIC Packaged Blowers, Heat Exchangers and Air Conditioners.

STANDARD FEATURES

RUGGED CONSTRUCTION: Precision-engineered heavy-gauge steel construction insures blowers stand up under tough applications.

BAKED POWDER FINISH: Durable, baked-on gray powder finish is standard. Other finishes are available.

PRECISION BALL-BEARING MOTORS: All motors, whether permanent split capacitor or shaded pole, are UL/CSA Recognized and include automatic-reset thermal overload protection. Designed for low temperature rise, KOOLTRONIC motors are also cooled by the blowers' intake air, for maximum motor life. All motors meet Federal Specification CC-M-1807A, and include double-sealed or double-shielded precision ball bearings, which meet Federal Specification FF-B-171A. Special permanent lubricants perform over a broad temperature range: -20°F (-28.9°C) to 250°F (121.1°C). Consult KOOLTRONIC for motors designed to meet military or extreme environmental specifications.

POWER: 115 VAC or 230 VAC, 50/60 Hz is standard. For multi-phase power, other voltages and frequencies or brushless DC applications, consult KOOLTRONIC. **NOTE:** Some 230 Volt models may not be available or minimum purchases may apply. Contact Kooltronic for information.

LEADS: 12" [304.8mm] (minimum) power and ground leads. Special lengths and/or plugs available.

ACCESSORIES AND OPTIONS*

AIRFLOW SWITCH: Protects equipment against damage caused by loss of cooling airflow by activating an alarm or turning off power. The switch can be mounted on any suitable surface which allows the stainless steel air vane to be placed in the critical airstream. This switch is a single-pole double-throw type, with normally open and normally closed contacts. To order integrated airflow switch add -XX10 to model number. To order as external accessory, see Kooltronic website.

AUTOMATIC SPEED CONTROL: The Kooltronic Fan and Blower Automatic Speed Control (Part Number KSC100) is a solid state "smart" controller packaged in a NEMA 1 type enclosure for remote mounting. The allowable input power supply range is 95 to 250 Volts, 47 to 63 Hz. It is furnished standard with an IEC 320 connector, a power supply fuse and a temperature sensor. Additional temperature sensors are optional. Power cord is not provided.

The controller will operate single or multiple fans or blowers of compatible voltage and frequency up to a combined load of 6 Amps. The controller may be operated by either a control voltage signal of 0 to 10 VDC, a control current signal of 0 to 20 mA or one to three temperature sensors. With multiple temperature sensors the controller will respond to the highest sensed temperature.

OTHER VOLTAGES AND FREQUENCIES

SPECIAL EXTERNAL PAINT FINISHES

SPECIAL LINE CORDS OR CONNECTORS

*Contact KOOLTRONIC for information.

KOOLTRONIC also designs and manufactures a variety of Blowers to meet *unique* specifications. We invite your inquiries about our modification and custom-design capabilities.