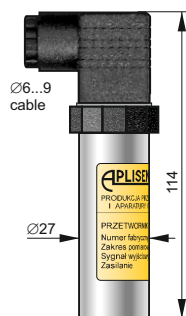
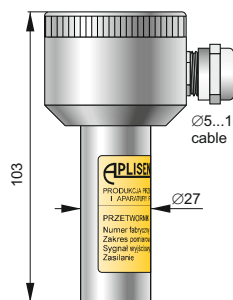


PRESSURE TRANSMITTER PCE-28

- ✓ Any range from 0...25 mbar up to 0...1000 bar
- ✓ 4 ÷ 20 mA two-wire or 0 ÷ 10 V output
- ✓ Intrinsic safety certificate (ATEX, IECEx)
- ✓ Marine certificate – DNV, BV
- ✓ Gold plated diaphragm
- ✓ SIL 1 certificate
- ✓ Version with local display

NEW


**PD type
PD316 type
IP65**



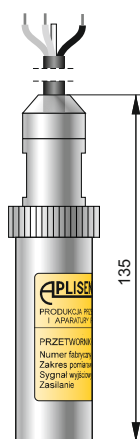
**PZ type
PZ316 type
IP66**



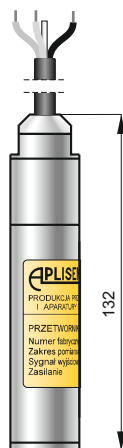
**PM12 type
IP67 or IP65**



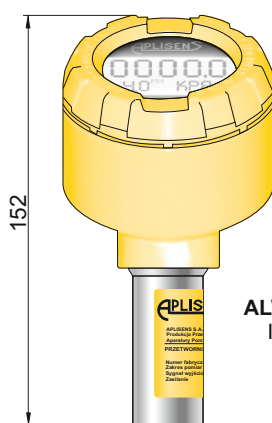
**PKD type
IP67**




**PK type
IP66/67**



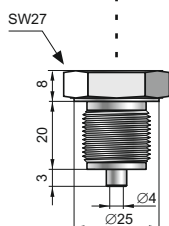
**SG type
IP68**



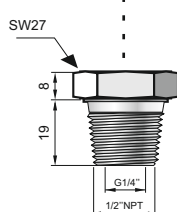
**ALW type
IP65**



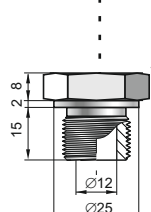
**ALM type
IP65**



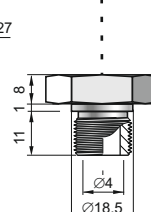
**G1/2 type
G1/2", Ø4 hole
M type
M20×1.5, Ø4 hole**



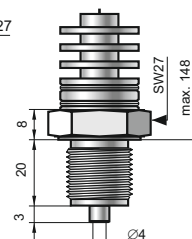
**1/2"NPT type
1/2"NPT male +
internal thread G1/4"**



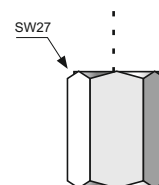
**GP type
G1/2", Ø12 hole
P type
M20×1.5, Ø12 hole**



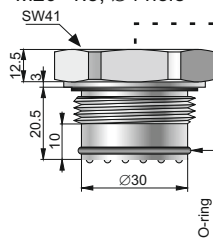
G1/4" type



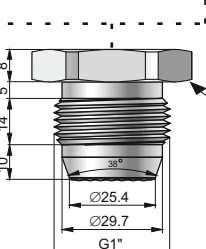
**RG type
G1/2" with radiator**



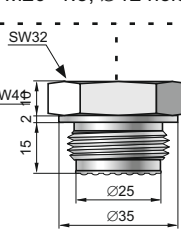
**1/2"NPT F type
internal thread
1/2-14NPT**



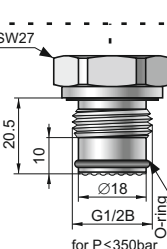
**CG1 type
G1" with flush
diaphragm**



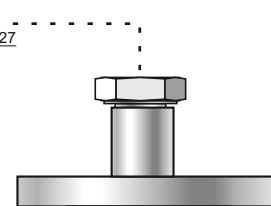
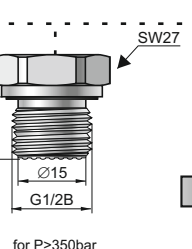
**CG1-S38 type
G1" with flush diaphragm**



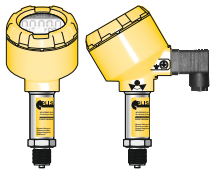
**CM30×2 type
M30×2 with flush
Diaphragm**



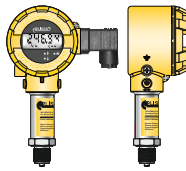
**CG1/2 type
G1/2" with
flush diaphragm**



**Version with direct
or remotediaphragm sea.
Diaphragm seal data -
see chapter III**



ALW type



ALM type

ALW and ALM type

Aluminum casing with programable local display. The design of the casing enables the use of a local display, rotation of the display, rotation of the casing by 0–345° relative to the sensor. Electrical connection DIN EN 175301-803, IP65 (special version with cable electrical connection and IP67).

Display with backlight allows to read:

- measured pressure in user units or % of measuring range
- current in output loop in mA

Application and construction

The PCE-28 pressure transmitter is applicable to the measurement of the pressure, underpressure and absolute pressure of gases, vapours and liquids. The active sensing element is a piezoresistant silicon sensor separated from the medium by a diaphragm and by specially selected type of manometric liquid. The electronics is placed in a casing with a degree of protection from IP 65 to IP 68, depending on the type of electrical connection applied.

Calibration

Potentiometers can be used to shift the zero position and the range by up to ±10%, without altering the settings (not possible with ALM and SG casing).

Installation

The transmitter is not heavy, so it can be installed directly on the installation. When the pressure of steam or other hot media is measured, a siphon or impulse line should be used. The needle valve placed upstream the transmitter simplifies installation process and enables the zero point adjustment or the transmitter replacement.

When the special process connections are required for the measurement of levels and pressures (e.g. at food and chemical industries), the transmitter is provided with an Aplisens diaphragm seal. Installing accessories and a full scope of diaphragm seals are described in detail in the further part of the catalogue.

Measurements under explosion hazard

ATEX Intrinsic safety version is available for taking measurements in zones under explosion hazard. The installation of the transmitter in a zone under explosion hazard requires the use of a Ex power supply. We recommend the use of the Aplisens ZS-30/1Ex power supply and separator.

Technical data

Any measuring range

0...25 mbar ÷ 0...1000 bar (over pressure, under pressure); 400 mbar ÷ 80 bar (absolute pressure)
Measurement of lower pressure ranges, possible using transmitter PRE-50G with GP process connection.

		Measuring range			
	25 mbar	100 mbar	400 mbar	0...1 bar + 160bar	0...160 bar + 1000bar
Overpressure Limit (repeated, without hysteresis)	1 bar	1 bar	2,5 bar	4 x range	2 x range; max. 1200 bar
Damaging Overpressure	2 bar	2 bar	5 bar	8 x range; max. 2000 bar	
Accuracy	0,6%	0,3%	0,2% (0,16% - special version) 0,1% / year		
Long term stability	0,6% / year	0,2% / year			
Thermal error	Typically 0,5% / 10°C Max 0,6% / 10°C	Typically 0,3% / 10°C Max 0,4% / 10°C		Typically 0,2% / 10°C Max 0,3% / 10°C	

Hysteresis, repeatability
Response time

0,05%
< 120 ms
version TR: < 30 ms

Output signal

4...20 mA, two wire transmission
0...10V

Thermal compensation range

-10...80°C

Material of wetted parts

316Lss, Hastelloy C 276, Au

Operating temperature range (ambient temp.)

-40...80°C

Material of casing

304ss, 316Lss

Medium temperature range

-40...130°C

Power supply

output 4...20mA

8...36 V DC (Ex 9...28 V DC)

version TR, version Safety: 10,5...36 V DC (Ex 12...28 V DC)

ALW and ALM version: (11...36V DC)

output 0...10V

13...30 VDC

Error due to supply voltage changes

0,005% / V





Load resistance

$R[\Omega] \leq \frac{U_{sup}[V] - 8V}{0,02A}$

over 130°C – measurement with use an impulse line or diaphragm seals

CAUTION: the medium must not be allowed to freeze in the impulse line or close to the process connection of the transmitter

Ordering procedure

Model	Code	Description
PCE-28		Pressure transmitter
Versions, certificates	/Exia.....	 II 1/2G Ex ia IIC T4/T5/T6 Ga/Gb II 1D Ex ia IIIC T110°C Da I M1 Ex ia I Ma
	/MR.....	 Ex ia IIC T4/T5/T6 Ga/Gb Ex ia IIIC T110°C Da Ex ia I Ma
more than one option is available	/Tien.....	Only for transmitters with 4...20mA output For PM12, PKD version:  II 1/2G Ex ia IIC T4/T5/T6 Ga/Gb IECEx Ex ia IIC T4/T5/T6 Ga/Gb For ALW, ALM version:  II 1/2G Ex ia IIC T4 Ga/Gb II 1D Ex ia IIIC T110°C Da IECEx Ex ia IIC T4 Ga/Gb Ex ia IIIC T110°C Da
	/H.....	Marine certificate – DNV, BV (not available in ALW, ALM version)
	/PED.....	For oxygen service (sensor filled with Fluorolube fluid), only G1/2" connection version with high overload capacity and integrated circuit offering excess voltage protection
	/0,16%.....	PED, category I
	/Safety.....	Accuracy <0,16% (available for ranges >400mbar)
	/TR.....	SIL 1 certificate; only 4...20mA output
	/NACE.....	Response time <30ms; only 4...20mA output, only PD, PZ, PM12, PK version.
		NACE MR-01-75 certificate (process connections: M, G1/2", P, GP and 1/2"NPTM)
Measuring range	/...+... [required units]	Measuring range
Analogue output signal	(without marking)	4...20mA / power supply 8...36VDC (Ex 9...28VDC)
	/0+10V.....	0...10VDC /power supply 13...30VDC
Casing, electrical connection	/PD.....	304SS housing, IP65, DIN EN 175301-803 connector
	/PD316.....	316SS housing, IP65, DIN EN 175301-803 connector
	/PZ.....	304SS housing, IP66, packing gland M20x1,5
	/PZ316.....	316SS housing, IP66, packing gland M20x1,5
	/PM12 (IP67).....	304SS housing, IP67 with thread M12x1 and connector with cable (3 m in standard)
	/PM12 (IP65).....	304SS housing, IP65 with thread M12x1 (without cable)
	/PK.....	304SS housing, IP66/67, cable electrical connection
	/PKD.....	304SS housing, IP67, cable electrical connection (3 m of cable in standard)
	/SG.....	316LSS housing, IP68, cable electrical connection (3 m of cable in standard)
	/SGM.....	316LSS housing, IP68, cable electrical connection (3 m of cable in standard)
	/ALW *.....	Aluminum housing, local display, IP65, DIN43650 connector
	/ALM *.....	Aluminum housing, local display, IP65, DIN43650 connector
Process connections	/M.....	Thread M20x1,5 (male) with Ø4 hole, wetted parts SS316L
	/G1/2.....	Thread G1/2" (male) with Ø4 hole, wetted parts SS316L
	/G1/2(Au).....	Thread G1/2" (male) with Ø4 hole, gold plated diaphragm (Pressure limits: min. 10bar / max. 1000bar)
	/G1/4.....	Thread G1/4" (male), wetted parts SS316L (Pressure limits: max. 400bar)
	/P.....	Thread M20x1,5 (male) with Ø12 hole, wetted parts SS316L
	/GP.....	Thread G1/2" (male) with Ø12 hole, wetted parts SS316L
	/GP(Hastelloy).....	Thread G1/2" (male) with Ø12 hole, wetted parts Hastelloy C 276
	/CM30x2.....	Thread M30x2 with flush diaphragm, wetted parts SS316L (Pressure limits: min. 0,1bar / max. 70bar)
	/CM30x2(Hastelloy).....	Thread M30x2 with flush diaphragm, wetted parts Hastelloy C 276 (Pressure limits: min. 0,1bar / max. 70bar)
	/CG1".....	Thread G1" with flush diaphragm, wetted parts SS316L (Pressure limits: min. 0,1bar / max. 70bar)
	/CG1"(Hastelloy).....	Thread G1" with flush diaphragm, wetted parts Hastelloy C 276 (Pressure limits: min. 0,1bar / max. 70bar)
	/CG1"-S38.....	Thread G1" with flush diaphragm, wetted parts SS316L (Pressure limits: min. 0,1bar / max. 1bar)
	/CG1/2".....	Thread G1/2" with flush diaphragm, wetted parts SS316L (Pressure limits: min. 2,5bar)
	/RG.....	Thread G1/2" with radiator, wetted parts SS316L (Pressure limits: min. 160mbar / max. 40bar, max. temperature up to 170°C)
	/1/2"NPTM.....	Thread 1/2"NPT Male, G1/4" Female, wetted parts SS316L (Pressure limits: " NPT Male max. 690bar, G1/4" Female max. 1000bar)
	/1/2"NPTF.....	Thread M20x1,5 with adapter to 1/2"NPT Female, wetted parts SS316L (Pressure limits: max. 690bar)
	/code of diaphragm seal...	Diaphragm seal (see chapter of diaphragm seals)
Accessories	/MT.....	Stainless Steel Tag plate mounted on wire
Other specification	/.....	Description of required parameters (e.g. non-standard pr. connection G3/4", M22x1,5)

* - pushbuttons allows to change display settings only, version ALM without Zero and Span potentiometers