

M12 Actuator/Sensor Distribution Boxes

ASBV.../LED

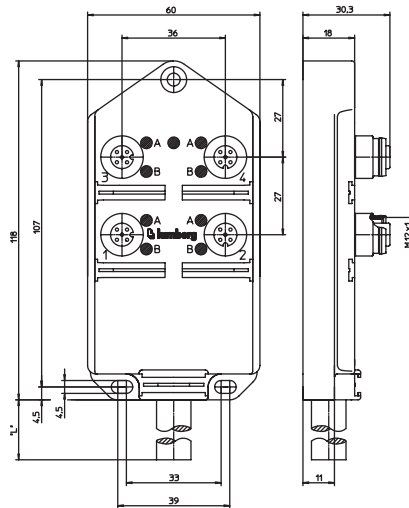


8-Ports (LED)

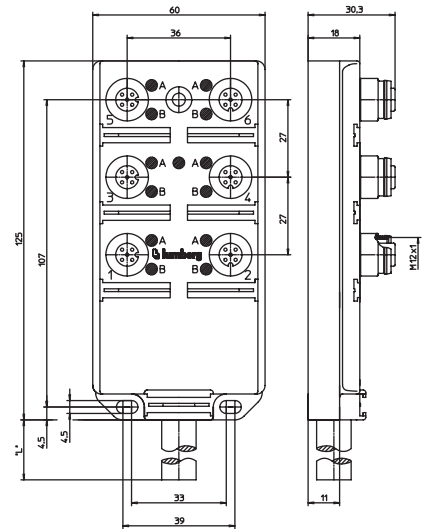
Actuator/sensor distribution box with LED operation and function indicators, top-entry, 4-, 6-, and 8-ports, M12 sockets, 5-poles, 2 signals per socket, with integrated control cable.

— control cable is suitable for c-track applications —

4-Ports



6-Ports



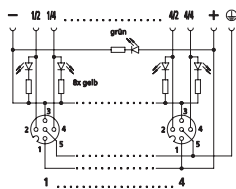
Pin Assignments

M12

Wiring Diagrams

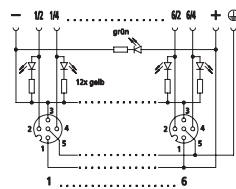


4-Ports



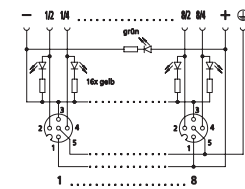
- | | |
|------------------|-----------------|
| 1 = brown | (C1) |
| 2 = grey/pink | (1) |
| | red/blue (2) |
| | white/green (3) |
| | brown/green (4) |
| | blue (C3) |
| | white (1) |
| | green (2) |
| | yellow (3) |
| | grey (4) |
| 5 = green/yellow | (PE) |

6-Ports



- | | | | |
|---------------|------------------|------------------|------------|
| 1 = brown | (C1) | 4 = white | (1) |
| 2 = grey/pink | (1) | | green (2) |
| | red/blue (2) | | yellow (3) |
| | white/green (3) | | grey (4) |
| | brown/green (4) | | pink (5) |
| | white/yellow (5) | | red (6) |
| | yellow/brown (6) | 5 = green/yellow | |
| 3 = blue | (-) | (PE) | |

8-Ports



- | | | | |
|---------------|------------------|------------------|------------|
| 1 = brown | (C1) | 3 = blue | (-) |
| 2 = grey/pink | (1) | 4 = white | (1) |
| | red/blue (2) | | green (2) |
| | white/green (3) | | yellow (3) |
| | brown/green (4) | | grey (4) |
| | white/yellow (5) | | pink (5) |
| | yellow/brown (6) | | red (6) |
| | white/grey (7) | | black (7) |
| | grey/brown (8) | | violet (8) |
| | | 5 = green/yellow | (PE) |

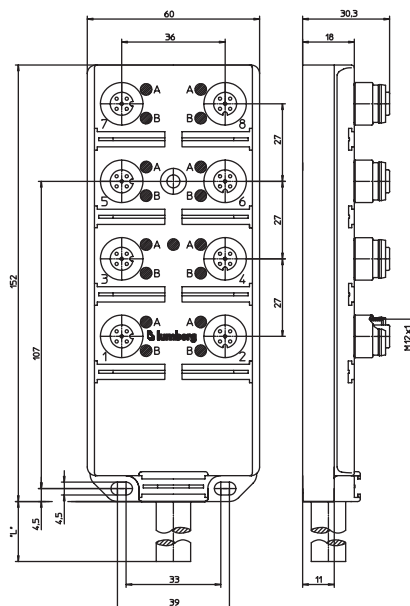


Be Certain with Belden

M12 Actuator/Sensor Distribution Boxes

ASBV 4/LED 5-256 | ASBV 6/LED 5-332 | ASBV 8/LED 5-242

8-Ports



Technical Data

Environmental

Degree of protection

IP 67 / NEMA 6P

Operating temperature range

-15°C (+5°F) / +80°C (+176°F)

Mechanical

Housing

TPU, self-extinguishing

Insert

PA GF, self-extinguishing

Contact

CuZn, pre-nickel and 0.8
microns gold-plated
CuZn, nickel-plated
FKM

Receptacle shell

O-ring

Electrical

Contact resistance

≤5mΩ

Voltage rating

10-30 V DC

Current rating

4 A per port / 12 A max. total

Insulation resistance

> 10⁹ Ω

Accessories (included)

ZVK

2 dust covers for unused sockets

ZBS

10 attachable labels

Cable Specifications

Cable No.	Outer Jacket	Conductor Size	Color	Outside Diameter
256	PUR, halogen-free	3 x 1.00 mm ² 8 x 0.50 mm ²	Black	.457" (11.6 mm)
332	PUR, halogen-free	3 x 1.00 mm ² 12x 0.50 mm ²	Black	.358" (9.1 mm)
242	PUR, halogen-free	3 x 1.00 mm ² 16 x 0.50 mm ²	Black	.453" (11.5 mm)

Part Number	Ports	Standard Cable Length	Characteristics
ASBV 4/LED 5-256/...M	4	5M, 10M, 15M	   
ASBV 6/LED 5-332/...M	6	5M, 10M, 15M	   
ASBV 8/LED 5-242/...M	8	5M, 10M, 15M	   