

# Put Yourself In A Better Position

## TopWorx™ TXP With Optimum Use Of Space

The TopWorx™ T-Series TXP is suitable for intrinsically safe, flameproof, explosion proof, non-incendive, or general purpose applications. It carries global certifications including ATEX, IECEx, UL, INMETRO, EAC and CE mark and offers competitive features and flexibility at significant cost savings.

TXP Switch Boxes deliver outstanding value by providing full functionality in a compact, direct-mount enclosures. The TXP unique mounting design enables simple attachment to any ISO/NAMUR actuator without the need for expensive mounting brackets. With a low profile design it offers optimum use of space.

Unique TwistSet™ cam design allows easy access and accurate step less setting of sensor position with minimum hysteresis. Color coded strikers enable quick identification of open/closed switches.

### Approval Options:

Ex ia IIC T4 Tamb –50°C to 85°C IP66/67

Ex d IIB T4 Tamb –60°C to 80°C IP66/67

Ex d IIC T4 Tamb –60°C to 80°C IP66/67

Ex tb IIIC T135°C Tamb –50°C to 80°C IP66/67

Class I, Division 1, Groups C and D; Class II, Groups E, F and G, Type 4X

Class I, Division 2, Groups A, B, and D; Class II, Division 2, Groups F and G, Type 4X



**EMERSON. CONSIDER IT SOLVED.™**

# TopWorx™ TXP

Flameproof, Explosion Proof, Non-Incendive, General Purpose



**TOPWORX**

## The TopWorx T-Series TXP



### Features:

- Rugged aluminium enclosure, designed for mounting to NAMUR actuators
- Color-coded twist-set cams for easy sensor adjustment

### Options:

- AS-Interface 2.1
- Profibus™ DP
- GO™ Switch Proximity Sensor
- Mechanical, Inductive, and Proximity sensors

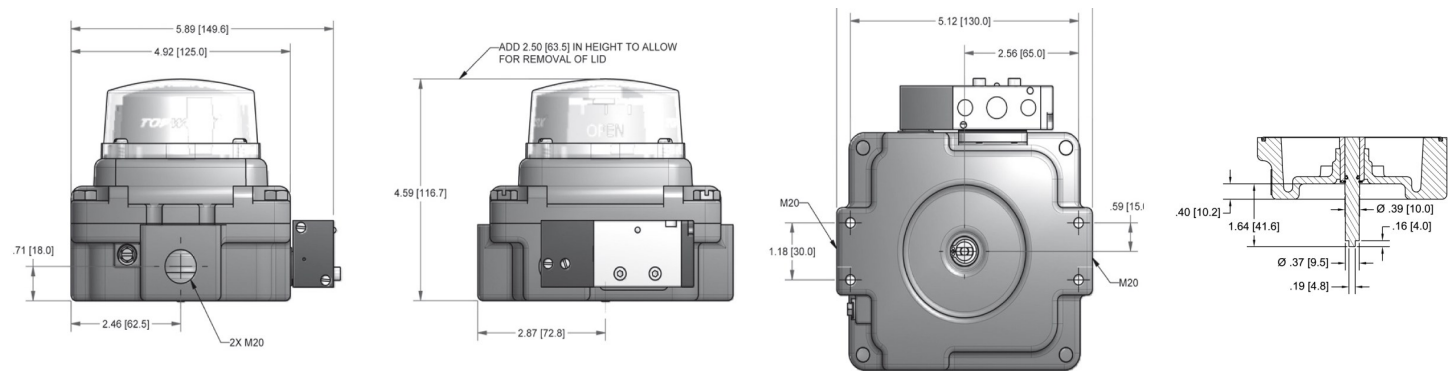


Enclosure	Bus/Sensor	Area Classification	Visual Display	Shaft	Conduit Entries
<b>TXP</b> Tropicalized Aluminium	<b>Bus Network</b> <b>AS</b> AS-Interface (Area class cannot be 0)  <b>PB</b> Profibus DP (Area class must be 1, C or W)  <b>Mechanical Switches</b> (Area class cannot be 2) <b>M2</b> (2) Mech SPDT <b>M4</b> (4) Mech SPDT <b>K2</b> (2) Mech SPDT gold contacts <b>T2</b> (2) Mech DPDT (Not available with pilot)  <b>Proximity Switches</b> <b>R2</b> (2) SPDT 250mA max <b>R4</b> (4) SPDT 250mA max <b>P2</b> (2) SPDT 3mA max <b>P4</b> (4) SPDT 3mA max  <b>GO Switches (hermetic seal)</b> <b>L2</b> (2) GO Switches SPDT hermetically sealed (No pilot valve)  <b>Inductive Sensors</b> <b>E2</b> (2) NJ2+V3-N inductive NAMUR  <b>Analog Output</b> <b>0X</b> 4-20 mA Transmitter with no switches  <b>Examples:</b> <b>AS</b> = AS-I with "R" type reed switches <b>AM</b> = AS-I with "M" type mech switches	<b>0</b> Intrinsically safe ATEX/IECEX Zone 1 II2GD Ex ia IIC Ex tb IIIC, IP66/67  <b>C</b> Flame Proof ATEX/IECEX II2GD Ex d IIC Ex tb IIIC, IP66/67 (w/o pilot valve)  <b>1</b> Explosion Proof CI I Div 1 Grps C,D CI II Div 1 Grps E-G (NEC approvals w/o pilot valve) ATEX/IECEX Zone 1 II2GD Ex d IIB Ex tb IIIC, IP66/67  <b>2</b> Non-incendive CI I Div 2 Grps A-D CI II Div 2 Grps F&G (NEC approvals w/o pilot valve) ATEX II3GD (Not available with all sensing options) Ex nAnC IIC, IP66/67 Ex tb IIIC  <b>G</b> General Purpose Type 4X  <b>W</b> No approvals Type 4, 4x IP66/67	  <b>G</b> Standard 90° Green OPEN, Red CLOSED  <b>R</b> Standard 90° Green CLOSED. Red OPEN  <b>B</b> 90° Black OPEN, Yellow CLOSED  <b>F</b> Flat-top with skirt indicator (Indicator not provided with L shaft option)  <b>Y</b> 90° Yellow OPEN, Black CLOSED  <b>J</b> 3 way, T Port, Green/Red <b>K</b> 3 Way L Port, Green/Red	<b>N</b> NAMUR 304 stainless steel  <b>L</b> 1" Extended Linear Shaft (Visual Display F only)	<b>P</b> (2) 1/2" NPT  <b>M</b> (2) M20  <b>E</b> (2) 3/4" NPT (Not available with pilot valve)  <b>3</b> (4) M20 (Not available with pilot valve)  <b>4</b> (2) 3/4" NPT (2) 1/2" NPT (Not available with pilot valve)
<b>Ordering Guide</b> Fill in the boxes to create your 'ordering number'					See Next Column 
Enclosure TXP	Bus/Sensor — —	Area Classification —	Visual Display —	Shaft —	Conduit Entries —



Discrete Valve Control

Dimensions



O-Rings	Pilot	Spool Valve	Valve Cv	Manual Override	Regional Certs
M Silicone	<b>Blank</b> No pilot device(s)  1 (1) 24 Vdc pilot, fail open/closed 1W (non I.S.) 0.7 W (I.S.)  7 (1) 110 3VA, fail open/closed  4 (1) 220 Vac pilot, 3VA, fail open/closed	<b>Blank</b> No Spool Valve  A Aluminum Hard coat anodized  6 316 Stainless steel	<b>Blank</b> No Spool Valve  1 1.0 Cv (1/4" NPT Ports)  8 1.0 Cv (1/4" BSP Ports)	<b>Blank</b> No override  1 Single Pushbutton Momentary/Latching	<b>Blank</b> No Regional Cert  N NEPSI  R EAC  B InMetro  P Peso
O-Rings	Pilot	Spool Valve	Valve Cv	Manual Override	Regional Certs