

Piston Pressure Switch AF27 – Type HDC:

- Snap action micro switch
- 250V / 4A
- Change over contact SPDT
- Piston with PTFE-sealing
- Adjustment range 10...320bar higher on request
- Max. system pressure 350 bar higher on request
- Preset ex works possible
- Adjustable hysteresis
- Compact design
- E-connection DIN EN 175301-803A including socket, alternativ plug M12x1 or cable outlet

Order code**HDC- A - BBB - C - DE - F**

A	Ausgang	
	1 = Wechsler SPDT	

BBB	Einstellbereich	
	030 = 10...30bar	200 = 20...200bar
	080 = 10...80bar	250 = 20...250bar
	120 = 10...120bar	320 = 30...320bar

C	Kolben mit PTFE + O-Ring	
	K = NBR	-20...+80°C
	T = Tieftemperatur NBR	-40...+80°C
	E = EPDM	-40...+100°C
	F = FVMQ	-40...+100°C
	V = Viton	0...+100°C

D	Gehäusewerkstoff	
	ohne = Stahl verzinkt	
	S = Edelstahl 1.4305 / ANSI 303	

E	Fluidanschluss	
	1 = G1/8"	R = R1/4"
	3 = G1/4"	D = R1/8"
	E = 1/8NPT	9 = M10x1
	6 = 1/4 NPT	K = 7/16-20 UNF

F	Elektrischer Anschluss	
	1 = DIN EN 175301-803A inkl. Steckdose	
	2 = Stecker M12x1	
	5 = Kabelausgang	

Optionen

xxx bar	Schaltpunkteinstellung steigend oder fallend, werkseitig eingestellt
011041	1,5m Kabel mit Steckdose M12x1

Order sample: HDC-1-250-K-3-1

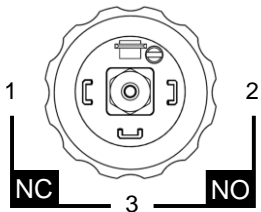
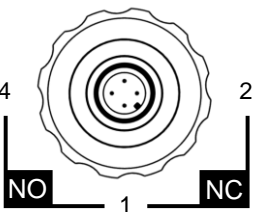
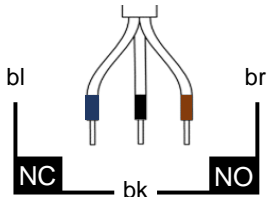
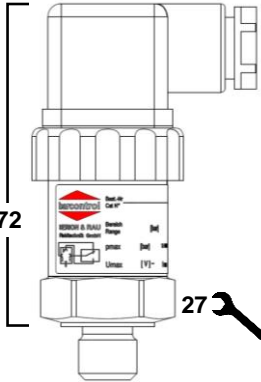
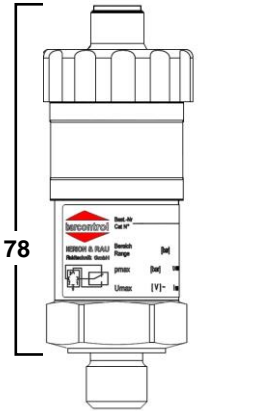
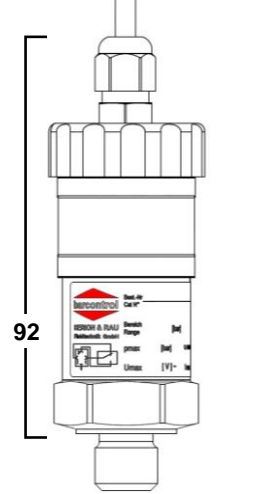
Pressure Switch HDC
 Output: SPDT
 Adjustment range: 20...250bar
 Piston with sealing: PTFE/NBR
 Fluid connection: male G1/4", incl. sealing ring
 E-connection: DIN EN 175301-803A incl. socket

Technical data

Construction:	snap action micro switch AF27
Operating fluid:	selflubrication fluids (e.g. hydraulic oil), neutral fluids/gases
Mechanical installation:	over fluid connection
Mounting position:	any
Max. system pressure:	350bar
Repeatability:	max. $\pm 2\%$ of full scale at room temperature
Hysteresis*:	guide value: 5bar + 5...15% of set point, adjustable
Life cycles, mech.:	$> 2 \times 10^6$
Max. switching frequency:	$\sim 1\text{Hz}$
Temperature range*:	$-40 \dots +100^\circ\text{C}$ as a function of used elastomere
Vibration resistance:	10g (10 ... 2000Hz) sinus acc. to ISO 16750-3
Shock resistance:	30g, 14ms shaped sinus acc. to DIN 40046, T7
Switching element:	snap action micro switch with self cleaning pins
CE-mark:	acc. to EU-standards: 2014/35/EU (LVD); 2014/68/EU (PED), 2011/65/EU (RoHS)
Protection class:	IP65 acc. to DIN EN 60529; IP67 using plug M12 or cable outlet
Weight:	$\sim 0,15\text{kg}$

* please contact the technical support for alternative or special requirements regarding hysteresis and temperature
Subject to technical alternations!

Electrical connection data – dimensions

	DIN EN 175301-803A		Plug M12x1		Cable output	
						
						
	250VAC	24VDC	48VAC	24VDC	250VAC	24VDC
Ohmic load	4A	4A	4A	4A	4A	4A
Inductive load	2A	2A	2A	2A	2A	2A