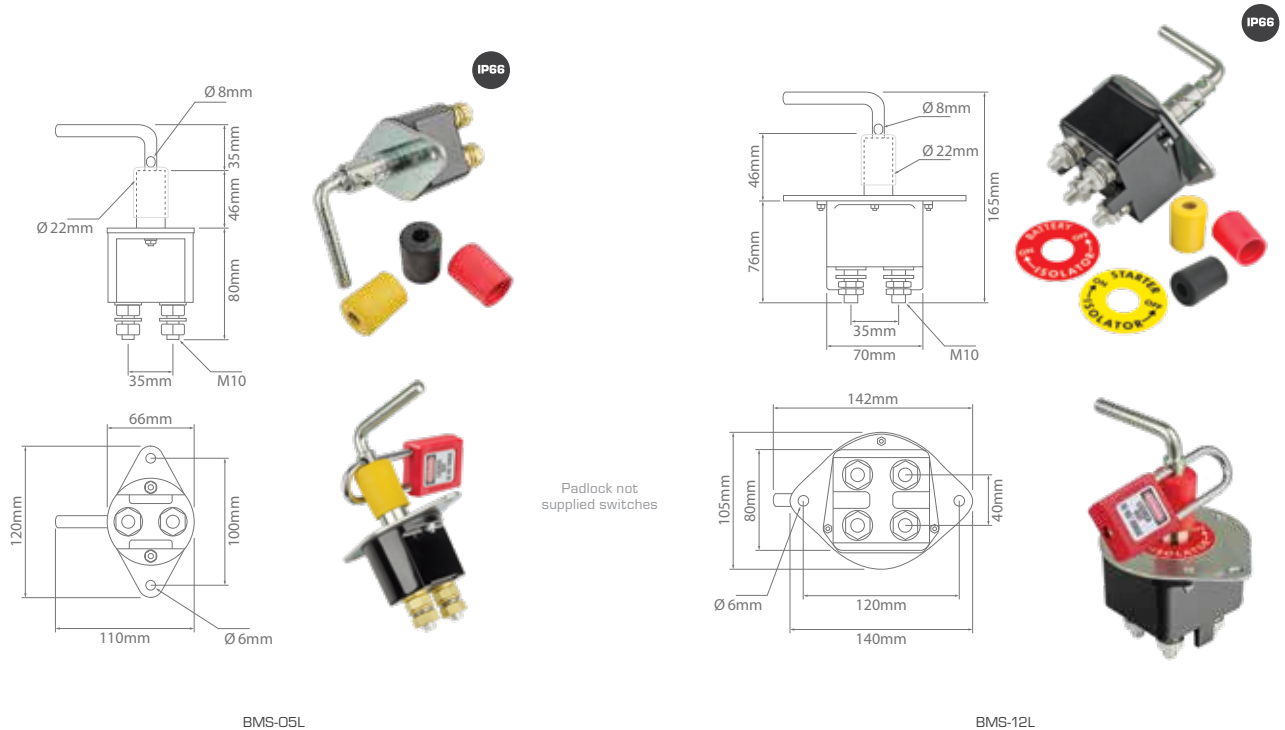


BMS - Manual Switching

- BMS-05L & BMS-12L feature an integrated locking facility.
- BMS-05/L & BMS-12/L environmentally sealed – IP66.
- Single and double pole models.
- Lockout brackets available for BMS-05 & BMS-12.
- BMS-12/L features silver plated contacts.
- BMS-ES extension stud available. See BMS Accessories – page 33.
- Weather resistant.

L Handle

Voltage : 6–36V
Contacts : Copper
Handle : BMS-12/L Silver plated Copper
Body : BMS-07 Zinc plated
 BMS-05/L, BMS-12/L Zinc plated
 Bakelite
Ingress Protection : BMS-07 IP43
 BMS-05/L, BMS-12/L IP66

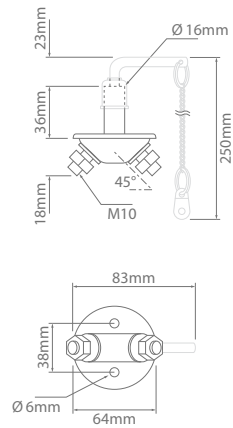


L Handle – Lockable

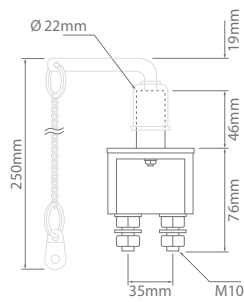
Part No.	Description	Contacts (A)	
		Intermittent	Continuous
BMS-05L	Single Pole	2500	250
BMS-12L	Double Pole. Supplied with Starter & Battery decals	2500	250



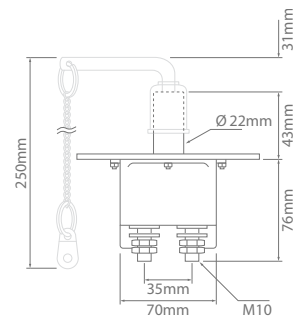
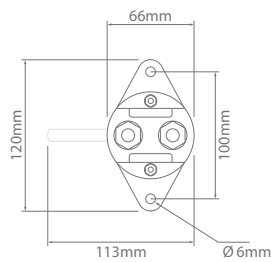
BMS – Manual Switching



BMS-07



BMS-05



BMS-12

L Handle – Removable

Part No.	Description	Contacts (A)	
		Intermittent	Continuous
BMS-07	Single Pole	500	100
BMS-05	Single Pole. Supplied with Starter & Battery decals	2500	250
BMS-12	Double Pole. Supplied with Starter & Battery decals	2500	250