



Sample gas pumps P1.3

Even in explosive systems in the chemical industry, petrochemistry or biochemistry, gas analysis is key for safe operation. Many of the analysis processes used in these fields require extracting and special conditioning of the sample gas. The P1.3 sample gas pump is the right solution for Atex Zone 2 gases and ambient as well as Class I, Division 2.

Sample gas pumps convey the sample gas from the sampling point to the conditioning system. The main item in these pumps designed specifically for the application is the PTFE single-piece bellows. Combined with the pump head, also single-piece, this solution provides high resistance against particularly aggressive sample gas. Turning the pump head allows gas with condensate to be conveyed without a problem.

Atex and IECEx Zone 2 Approval

FM C-US Approval for Class I, Division 2

Easy to replace valves

Single-piece bellows

Conveys sample gas with condensate

Proven pump technology

Attractive price

Requires little space

Mounting accessories and screw connections sold separately

IP20 housing version

Optionally with built-in bypass valve

12 V/24 V version available

The following applies for all pump types with FM US/CANADA approval:

The apparatus is to be installed in a tool-secured enclosure in compliance with the enclosure, mounting, spacing and segregation requirements of the ultimate application.

The following applies for all pump types with IECEx/ATEX approval:

The pump shall be mounted in an enclosure providing a minimum degree of protection of IP54 in accordance with IEC/EN 60079-15, and shall be installed within a tool-secured enclosure which meets the requirements of IEC/EN 60079-0 and IEC/EN 60079-15.

Technical data

Technical data

Nominal voltage/current consumption:	230 V 50 Hz, 0,48 A 115 V 60 Hz, 0,84 A 12 V DC, 1,55 A 24 V DC, 0,8 A
Protection class OEM/housing & 12 V/24 V:	IP 00/IP 20
Weight (without accessories):	approx. 1,3 kg (12 V/24 V approx. 0,8 kg)
Medium temperature:	see "Temperature classes"
Surrounding temperature:	0 °C to 50 °C
Nominal output:	280 l/h
Materials in contact with media vary by configuration:	PTFE, PVDF, 1.4571, 1.4401, Viton

The gas lines are connected via screw-in connections (G1/4 thread). The respective screw-in connections as well as mounting bracket and vibration absorber are sold separately.

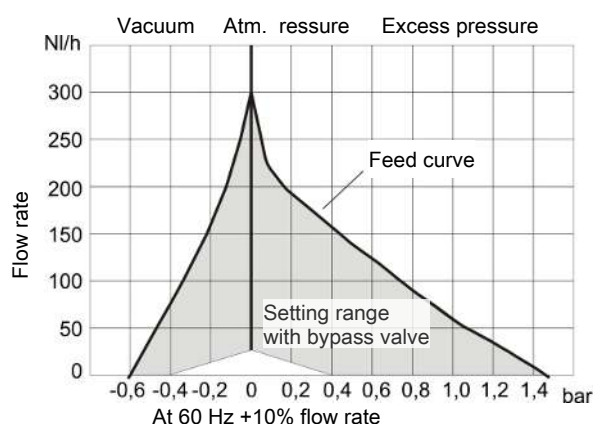
Temperature classes

Type of gas	Maximum medium temperature	Temperature class	
		at installation site	in gas path
non-flammable	50 °C	T4	---
	70 °C	T3	---
flammable	50 °C	T4	T3

Protection marking

P1.3 ATEX	FM16ATEX0018X	II 3G Ex nA nC IIC T4...T3 Gc
	---	II 3/3G c IIC T3/T4 X (Examined by Bühler Technologies GmbH)
P1.3 IECEx	IECEx FMG 16.0012X	Ex nA nC IIC T4...T3 Gc
P1.3 US/Canada	Cl. I, Div. 2, Gps. A, B, C, D, T4...T3	

Feed curve

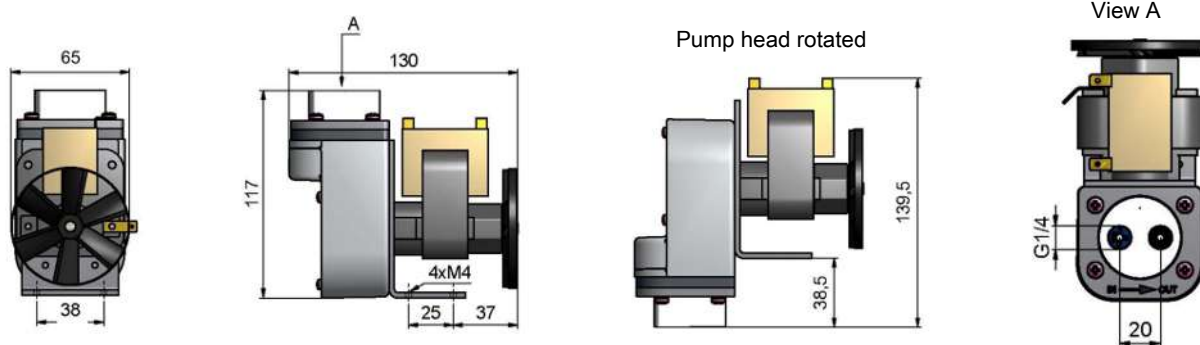


Note: The notices regarding the pressure and flow rates in chapter 5 of the operating instructions (no. 420023) must be observed!

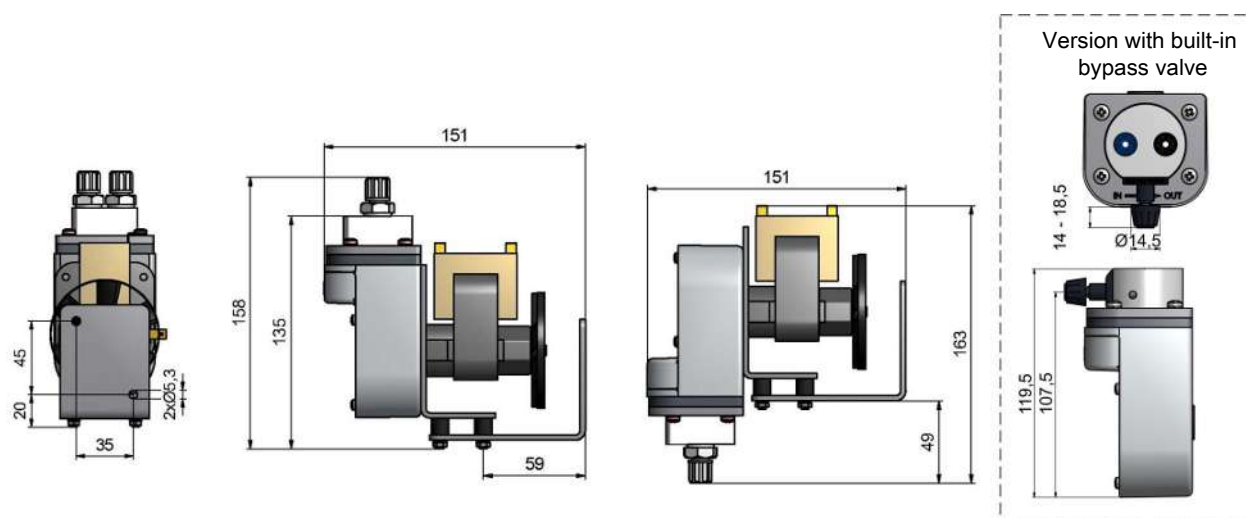
Dimensions P1.3 (115 V / 230 V)

The P1.3 sample gas pump is connected to electricity via blade receptacles..

without accessories:

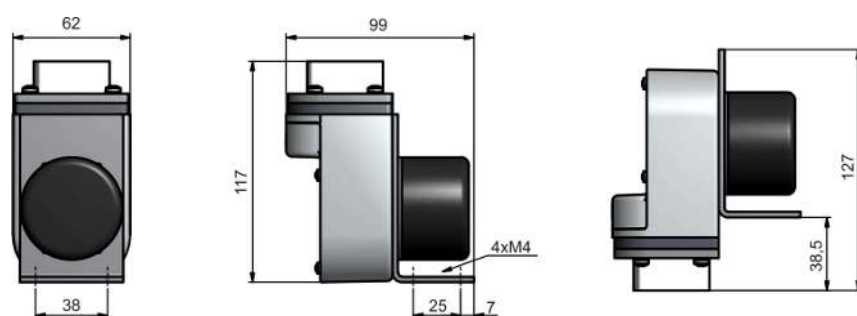


with accessories:



Dimensions P1.3 (24 V DC / 12 V DC)

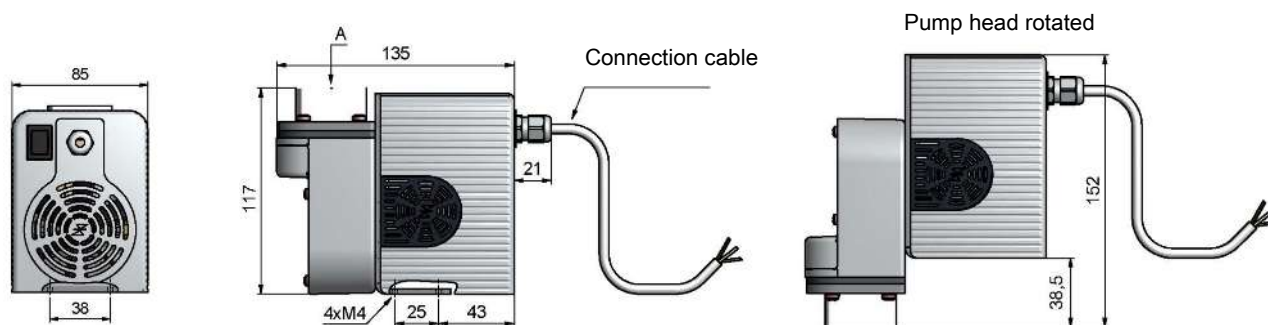
The P1.3 (24 V DC / 12 V DC) sample gas pump may be connected by standard 3 m connecting cable.



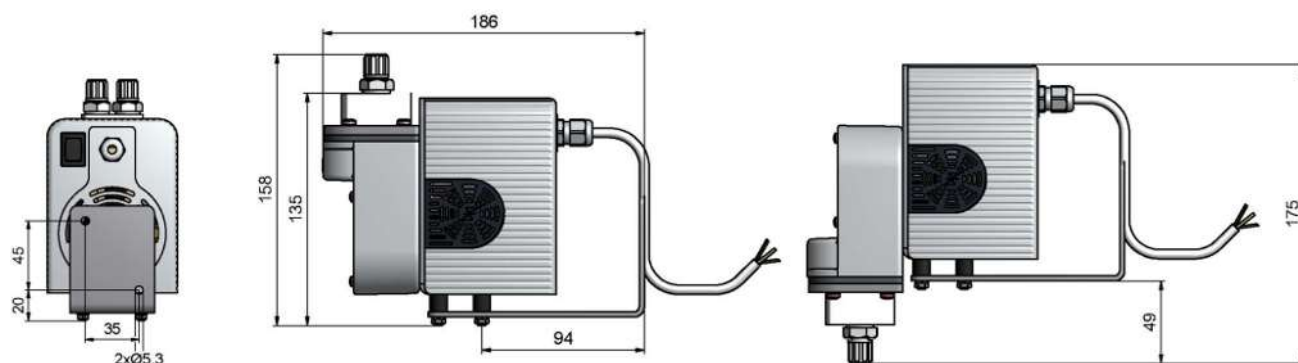
Dimensions P1.3E (all voltages)

The P1.3E sample gas pump may be connected by standard 3 m connecting cable.

without accessories:



with accessories:



Ordering instructions

42	xx	x	x	x	1	x	x	x	00	Product feature
	30									Basic model
										P1.3 ATEX, IECEx, US/Canada
										Motor voltage
		1								230 V 50 Hz 0,48 A
		2								115 V 60 Hz 0,84 A
		3								12 V DC 1,55 A (on request)
		4								24 V DC 0,8 A
										Pump head position
		1								Normal position vertical
		2								Turned by 180°
										Pump head material
		1								PTFE
		2								VA (1.4571)
		3								PVDF with bypass valve
		4								PVDF
										Valve material
		1								Up to 70 °C; PTFE/PVDF
										Screw in connections (depending on pump head)
		0								without
		1								PVDF DN 4/6 *
		2								PVDF 1/4"-1/6" *
		3								PVDF 1/4"-1/8" *
		5								VA (1.4401) 6 mm **
		6								VA (1.4401) 1/4" **
										Mounting accessories
		0								without
		1								Mounting bracket and set of vibration dampers
		2								Set of vibration dampers only
										Housing
		0								without
		1								Housing incl. 3 m connection cable

* PTFE or PVDF pump body only.

** VA pump body only.