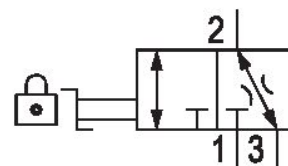


3/2-shut-off valve, mechanically operated, Series AS3-BAV

R412007261

General series information Series AS3

- The AVENTICS Series AS3 is a modular, versatile maintenance unit for universal application. This Series offers compact dimensions, is highly efficient, lightweight and easy-to-use. The AVENTICS Series AS guarantees reliability, safety, and efficiency with a simplified assembly and maintenance efforts.



Technical data

Activation

Mechanical

Nominal flow Qn

11000 l/min

Compressed air connection

G 1/2

Working pressure min.

0 bar

Working pressure max

16 bar

Actuating element

rotary switch

Sealing principle

metal/metal sealing

Type

Ball Valve

Parts

Shut-off valve

Lock type

lockable

Lock type

for padlocks

Can be assembled into blocks

Can be assembled into blocks

Min. ambient temperature

-10 °C

Max. ambient temperature

50 °C

Medium

Compressed air

Neutral gases

Max. particle size
25 µm

Compressed air connection, exhaust
G 1/2

Nominal flow Qn 1 to 2
11000 l/min

Nominal flow Qn 2 to 3
130 l/min

Weight
0.446 kg

Housing material
Polyamide

Seal material
Polytetrafluorethylene

Material locking base
Die cast zinc

Material, front cover
Acrylonitrile butadiene styrene

Material threaded bushing
Die cast zinc

Material locking base
Die cast zinc

Material actuating control
Polyoxymethylene

Part No.
R412007261

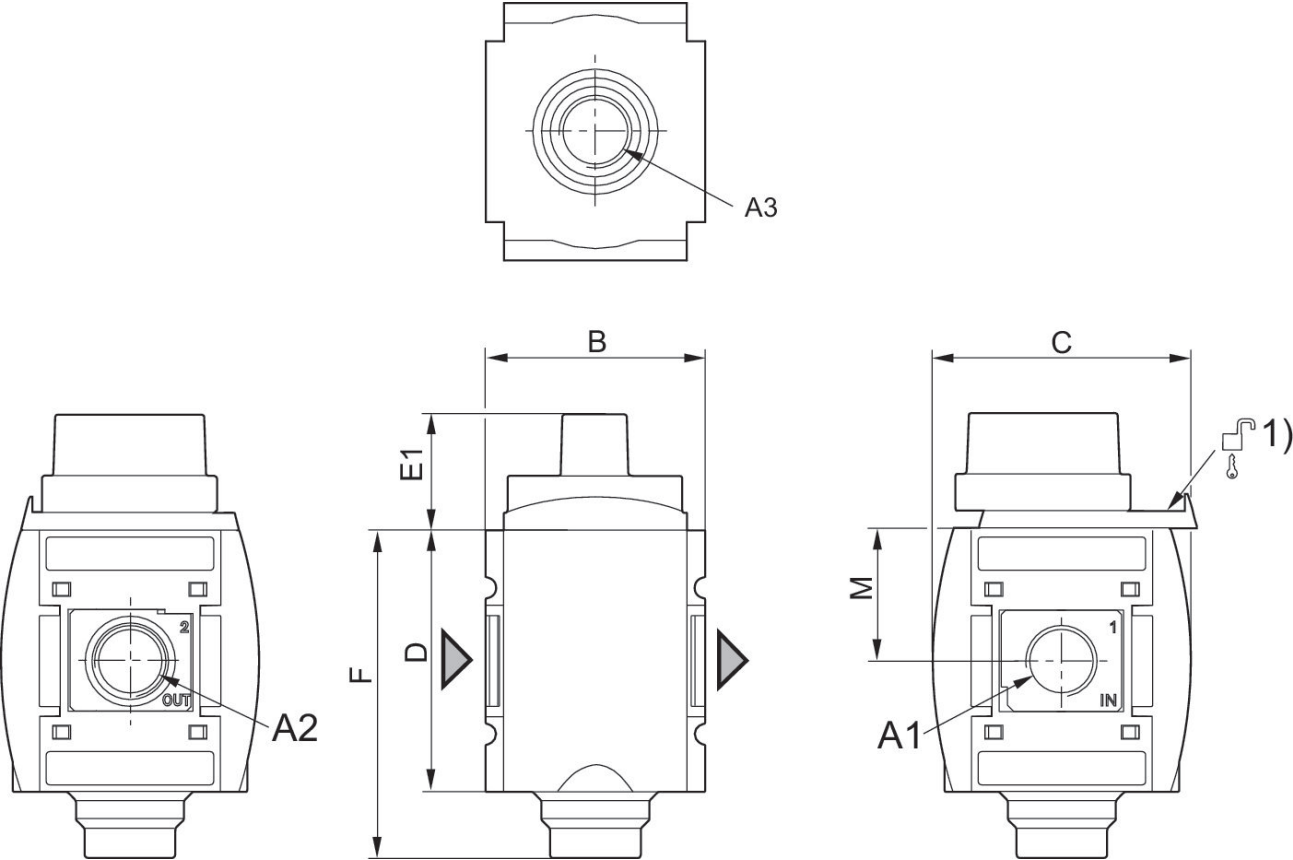
Technical information

The pressure dew point must be at least 15 °C under ambient and medium temperature and may not exceed 3 °C .

Nominal flow Qn with secondary pressure $p_2 = 6$ bar at $\Delta p = 1$ bar

A change in the flow direction (from air supply on the left to air supply on the right) occurs by rotating installation by 180° about the vertical axis. Please see the operating instructions for further details.

Dimensions

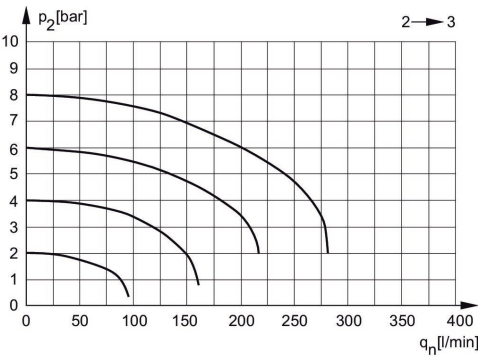
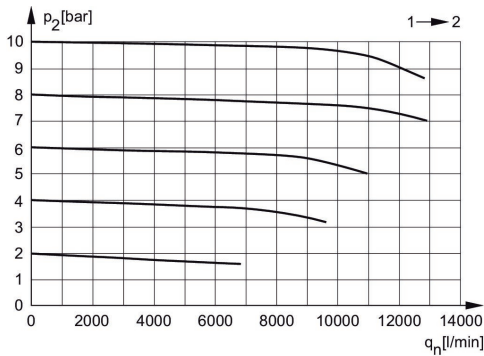


A1 = input
A2 = output
A3 = ventilation port
1) Mounting option for padlocks, max. shackle Ø 8

Dimensions in mm

Part No.	A1	A2	A3	B	C	D	E1	F	M
R412007260	G 3/8	G 3/8	G 1/2	63	74	80	28	99	42.5
R412007261	G 1/2	G 1/2	G 1/2	63	74	80	28	99	42.5

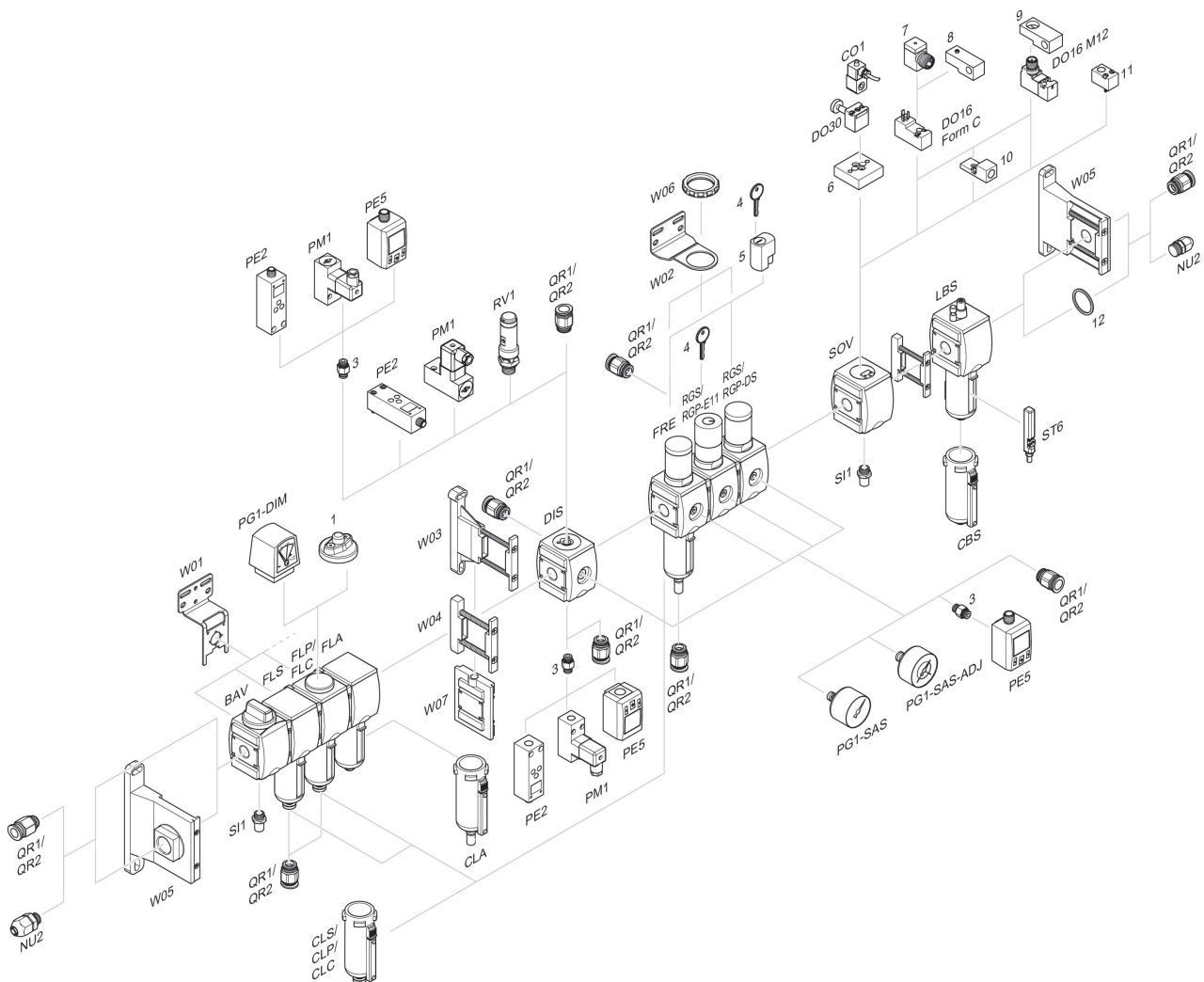
Flow rate characteristic, $p_2 = 0,05 - 7$ bar Rear exhaust
bar



p_2 = Secondary pressure
 q_n = Nominal flow

p_2 = Secondary pressure
 q_n = Nominal flow

Accessories overview



1 = contamination display 3 = Double nipple 4 = Key for E11 locking 5 = mortise lock 6 = Transition plate DO30 7 = Adapter, Series CON-VP 8 = Mounting aid DO16, form C 9 = Mounting aid DO16, M12 10 = Adapter for external pilot air 11 = Adapter pneumatic operation 12 = Sealing ring