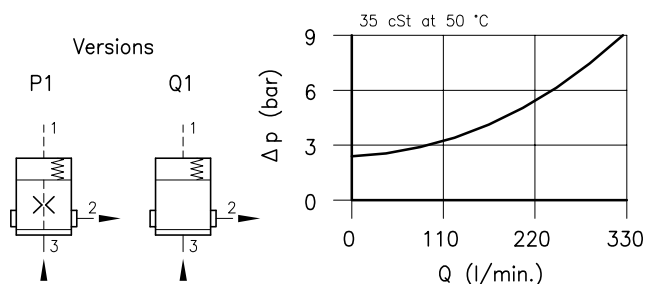


Technical features

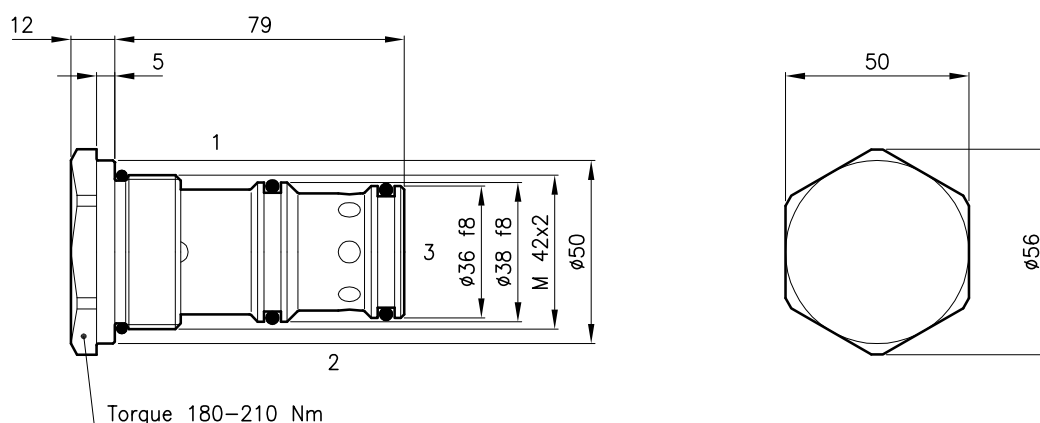
Logic valves ELP 70/P1 series, with internal orifice, are used for pressure control, as sequence or by-pass valves.

The Q1 version without internal orifice, if combined with a needle valve, is a flow compensator which unload the excess flow in tank.



Cavity	(For dimensions see catalogue 17.000)	S 70/3
Nominal flow	(l/min.)	320
Max. pressure	(bar)	350
Ratio between areas A1/A3		1:1
Cracking pressure	(bar)	2.5
Fluid viscosity range	(cSt)	2.8 – 380
Fluid temperature range	(°C)	-20 +80
Orifice diameter (P1 version)	(mm)	0.75
Mass	(kg)	0.660
Hydraulic fluid; mineral oil HM and HV ISO 6074		
Recommended filtration; 19/15 ISO 4466 (25 μ absolutes)		
Standard seals in Polyurethane and Buna N		

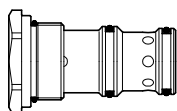
Dimensions



Ordering informations

ELP 70/P1

ELP 70 = Valve type



Version

P1 = pressure control

Q1 = flow compensator

Codes:

ELP 70/P1 76 011 100

ELP 70/Q1 76 011 101

External seals kit 90 620 120

ELP 70 valves can be assembled on standard bodies 70-C3 series; for dimensions see catalogue 16.010