

Industrial Audible Signal - 110 dB (A)

Series YA50








- > Max sound output 110 db (A) / 1 m
- > IP65 rated as standard
- > 32 selectable tones meeting international regulations
- > Flame retardant ABS enclosure
- > Stainless steel fixings
- > 2 stage alarm
- > Multi stage unit with up 8 individually selectable stages is available
- > Complies with BS 5839
- > Low current consumption
- > Robust, reliable and simple to install



06496E00

Yodalarm range
Multi-purpose audible signalling device designed for use in industrial applications.

Approvals	
Certificates	
	UL 464
	C22.2 No. 205-M1983
	BS EN 54-3 : 2001 incorporates amendment A 1 : 2002 + A 2 : 2006
	BS EN 54-3 : 2001 incorporates amendment A 1 : 2002+ A 2 : 2006
	DIN EN 54, part 3 (10/01) VdS 2504 (12/96), VdS 2203 (03/01), VdS 2344 (12/05), Cert No. G28702, VdS approval applies to selected models only. Contact sales for details.
Multi stage units do not carry these approvals. They are designed in accordance with BS EN54-3	

WebCode **YA50A**

Industrial Audible Signal - 110 dB (A)

Series YA50



Selection Table

Version	Enclosure colour	Rated operational voltage	Order number	Art. no.	Weight
					kg
YA50 Sounder, BS EN 54-3, standard devices	red flame (RF)	24 V DC	YA50/D/RF/WR	204881	0.710
		115 V AC	YA50/L/RF/WR	204374	0.810
		230 V AC	YA50/N/RF/WR	204382	0.810
YA50 Sounder, UL certification	red flame (RF)	24 V DC	YA50/D/RF/UL	204387	0.710
		115 V AC	YA50/L/RF/UL	204388	0.810
		230 V AC	YA50/N/RF/UL	204389	0.810
YA50 Sounder, VDS certification	red flame (RF)	24 V DC	YA50/D/RF/WR/VDS	212037	0.710
YA50 Multi stage unit	red flame (RF)	24 V DC	YA50/D/RF/WR/MS	204887	0.710
		115 V AC	YA50/L/RF/WR/MS	205358	0.710
		230 V AC	YA50/N/RF/WR/MS	204385	0.710

Note Other voltages and variants are available. Please contact your local sales office for more details

Technical Data

Electrical data

Rated operational voltage	standard: 12, 24 or 48 V DC 115 or 230 V AC $\pm 10\%$ 12 V DC versions will produce approx. 6 dB less output multi stage unit: 24 V DC, 115 V AC or 230 V AC $\pm 10\%$
	additional voltage options: combined 24 V DC and 48 V DC
Current consumption	24 V DC - 34 mA* 115 V AC - 15 mA* 230 V AC - 7 mA* *at tone 1 **Voltages do not apply to multi stage units
Line monitoring	line monitoring excludes additional voltage options: <ul style="list-style-type: none"> • 3 wire, 2 stage or 2 wire, single stage: monitor via reverse polarity • 2 wire, 2 stage i.e. bi-polar inputs: monitor via threshold (applied voltage < 1 V) multi stage unit: 2 wire polarised, single stage: monitor via reverse polarity

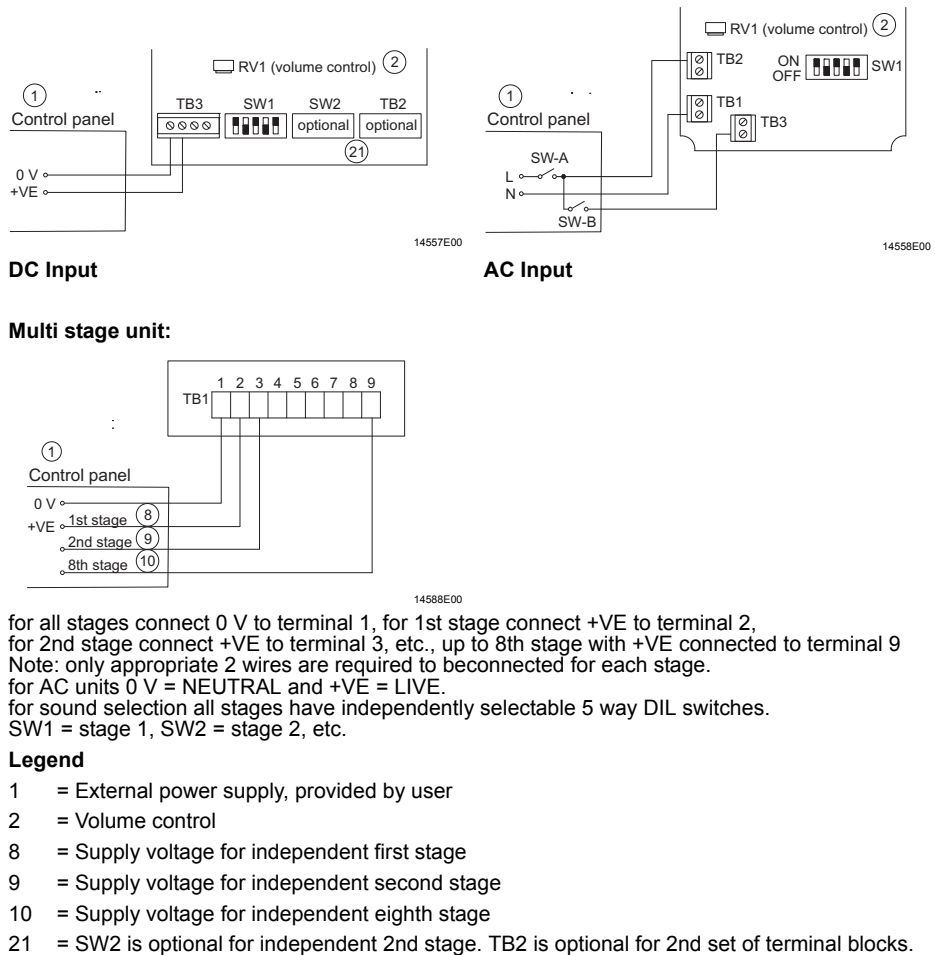
Industrial Audible Signal - 110 dB (A)

Series YA50



Technical Data

Schematic

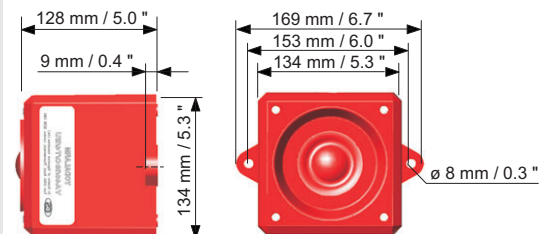


Acoustic data	
Volume	110 db (A) / 1 m volume control allowing 18 db (A) adjustment
Sound selection	via DIL switch Optional independent 2nd stage via second DIL switch (DC only) (not for multi stage unit)
Ambient conditions	
Operating temperature range	UL: - 35 ... + 66 °C EN 54-3: - 25 ... + 55 °C VdS: - 25 ... + 40 °C multi stage unit: - 25 ... + 55 °C
Storage temperature	- 40 ... + 70 °C
Max. relative humidity	90 % at 40 °C multi stage unit: 95 % at 40 °C
Mechanical data	
Material	
Enclosure	ABS, flame retardant
Assembly parts	stainless steel fixings
Degree of protection	IP 65 standard on all units
Assembly / Installation	
Assembly	Should be mounted to a reasonably flat wall or bulkhead of suitable material using the lugs projecting from the side of the case. The lugs are bored 8 mm on 153 mm centres. The minimum recommended length of fixing screws is 25 mm. To maintain the integrity of the weather seal, the cable entry must be fitted using a suitable sealed gland.

Industrial Audible Signal - 110 dB (A) Series YA50



Dimensional Drawings (All Dimensions in mm / inches) - Subject to Alterations



10509E00

We reserve the right to make alterations to the technical data, dimensions, weights, designs and products available without notice. The illustrations cannot be considered binding.