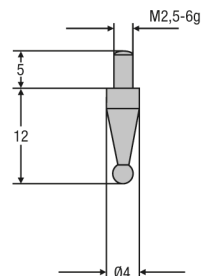
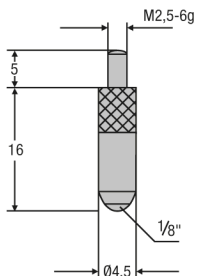


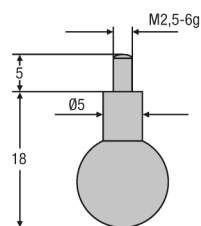
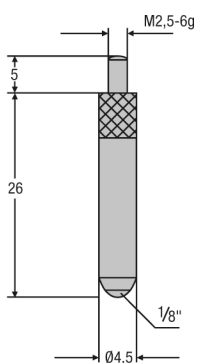


Messeinsätze für Messuhren 0710

HP

			Material	Best. Nr.
■			Spezialstahl	0710 167
			Hartmetall	0710 267
			Rubineinsatz	0710 367
			Saphireinsatz	0710 467

			Kugel Ø mm	Best. Nr.
			Spezialstahl	
			1,0	0710 169
			1,5	0710 170
			2,0	0710 171
			2,5	0710 172
			3,0	0710 173
			3,5	0710 174
			4,0	0710 175
			4,5	0710 176
			5,0	0710 177
			5,5	0710 178
			6,0	0710 179
			6,5	0710 180

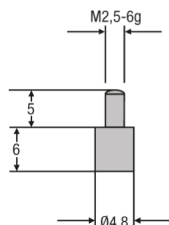


			Material	Best. Nr.
■			Spezialstahl	0710 168
			Hartmetall	0710 268
			Rubineinsatz	0710 368
			Saphireinsatz	0710 468

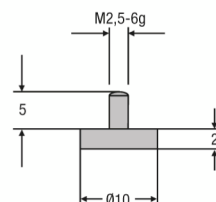
			Kugel Ø mm	Best. Nr.
			Spezialstahl	
			7,0	0710 181
			7,5	0710 182
			8,0	0710 183
			8,5	0710 184
			9,0	0710 185
			9,5	0710 186
			10,0	0710 187
			10,5	0710 188
			11,0	0710 189



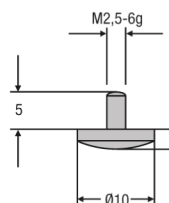
Messeinsätze für Messuhren 0710



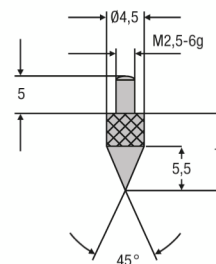
			Material	Best. Nr.
■			Spezialstahl	0710 161
			Hartmetall	0710 261



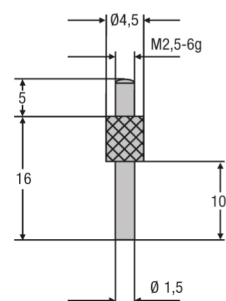
			Material	Best. Nr.
■			Spezialstahl	0710 162
			Hartmetall	0710 262



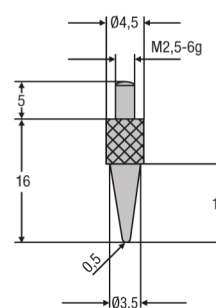
			Material	Best. Nr.
■			Spezialstahl	0710 163
			Hartmetall	0710 263



			Material	Best. Nr.
■			Spezialstahl	0710 164
			Hartmetall	0710 264



			Material	Best. Nr.
■			Spezialstahl	0710 165
			Hartmetall	0710 265



			Material	Best. Nr.
■			Spezialstahl	0710 166