




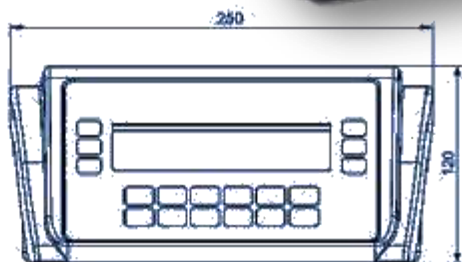
Diade DD 700



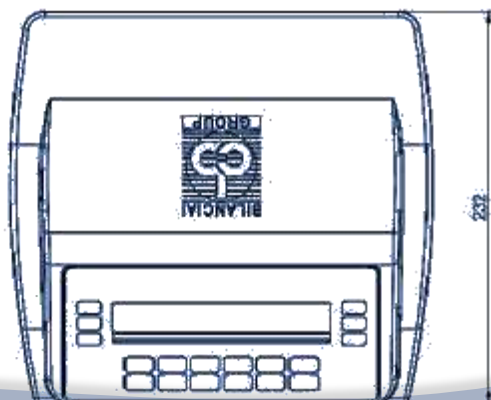
**Digital Weighing Indicator
For Platform Scales or
Truck Weighbridges**



Digital Weighing Terminal DD 700 ABS



Dimensions (in mm)
Weight: 1,5 kg

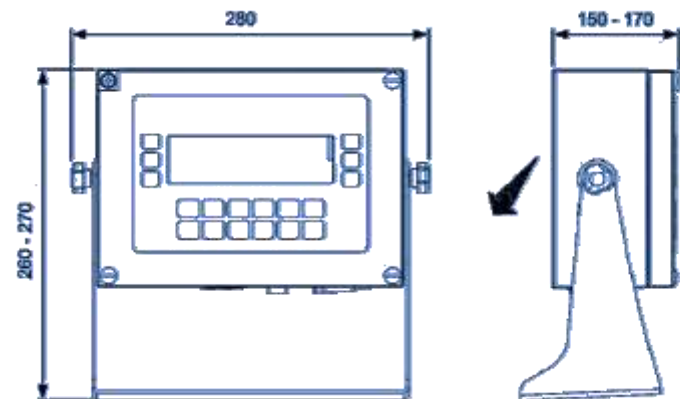


- ❑ Housing of robust, innovative, antistatic, fireproof plastic with front panel in protection class IP65.



Digital Weighing Terminal DD 700IC

- complete of stainless steel
- with protection class IP 65 (front)
plus IP 20

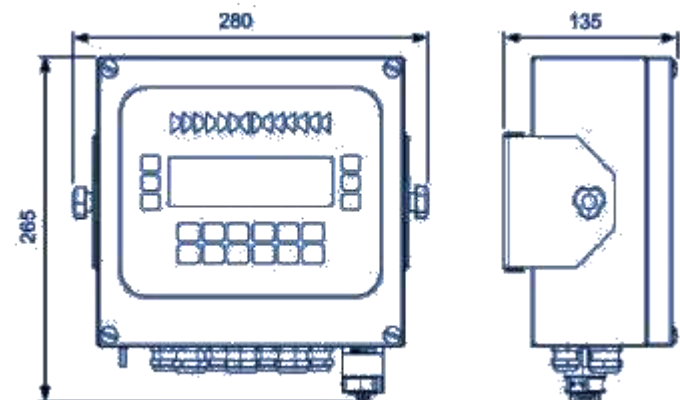


desk top installation

Dimensions (in mm)
Weight: 4 kg

Digital Weighing Terminal DD 700I

- complete of stainless steel
- with protection class IP 68 / IP 69K for use in
harsh and aggressive environment
- manual weight control performed by an
LED strip (optional)



Wall mounting

Dimensions (in mm)
Weight: 4 kg



Basic Functions



Single Weighing

- ✓ manages client – and product data bases
- ✓ Sum weighing function allows several weighing operations without unloading the scale



Double Weighing

- ✓ First and second weighing for cargo determination



Connection of an external keyboard via USB



Connection of a bar code reader via serial interface



Simple connection to serial weighing printer (serial interface)



USB- connection for:

- ✓ Creating print data in CSV-format
- ✓ Software Update
- ✓ Backup and recovery of data



Counting

- ✓ piece counting function permits rapid counting of previously defined articles



Options

Weight check

(only with DD700i)

- ✓ manual weight control
- ✓ fast recall of the product data



Weighing in raw material construction and agriculture industry

weigh material from a silo or hopper



Mult-Operator

- ✓ allows up to 4 operators to perform weighing procedures
- ✓ Totalling basing on operator code



- For industrial applications
- Verifiable according to precision class III
- Alphanumeric membrane keyboard with 18 keys and 6 function keys
- Selectable display with digit height 13 or 30 mm
- Functions and graphics are flexible and can be customized.
- Selection of 6 operating languages (German, English, Italian, French, Spanish, Portuguese).
- Programming and adjustment via PC to the network
- CE approved, authorized by PTB



Power supply

Power supply	12 VDC / 3 A
External power supply	L+N+R 110 - 240 Vac (-15% ... +10%) 1,8 A; 50 - 60 Hz; Max. 60 W
Earthing system	Equipotential bounding for weighbridge

Scales

Analogue	1
Digital	1
2 analogues in multiplexing	Optional
Weight repeater	Yes

Analog scale

Connectable load cells	12 analogue cells of 350 ohm
Minimum impedance	29 ohm
Load cell power supply	5 VDC
Internal resolution	1 000 000 points with 10 Hz
Resolution for approved version	Two ranges of 4000, three ranges of 3000
Maximum input	30 mV
Sensitivity	0.5 μ V/division
Full Scale Stability	< 5 ppm/°C
Zero point stability	< 5 ppm/°C

Digital scale

Connectable load cells	12 digital load cells
Load cell power supply	10 ÷ 15 Vdc
Internal resolution	200 000 points @ 25 conv/s
Resolution for approved version	Two range of 4000, 3 range of 3000

Environmental characteristics

Compensated temperature range	from -10 up to + 40 °C
Operating temperature range	from -10 up to + 40 °C
Maximum humidity	85% @ 40 °C
IP Protection rating	ABS version and Stainless steel version with connectors: Direct Outputs IP20 and frontal protection IP65. Stainless steel with cable glands IP69K
Video Keyboard	White LED backlight display Membrane keyboard with 18 keys



Communication ports

USB Client	1
USB Host	1
Serial ports	1 RS232; 1 RS232 / RS422 / RS485
Input- Output	2+2

Memory

MPP-Memory optional	1
---------------------	---

Expansions

Slots for optional cards	2
--------------------------	---

Optional - Cards

- ⇒ Serial option card RS232, RS422 / RS485 opto-isolated format
- ⇒ PROFIBUS DP expansion card
- ⇒ EtherNet / IP expansion card
- ⇒ Analogue output card 0-10V / 4-20 mA
- ⇒ WiFi Card 10/100 Mbit / sec
- ⇒ Ethernet Card 10/100 Mbit / sec
- ⇒ Expansion memory MPP
- ⇒ LED light bar (only for IP69K)

LED Light Bar (only for DD700i)

Display of the values used for calculating the limit values, in division.

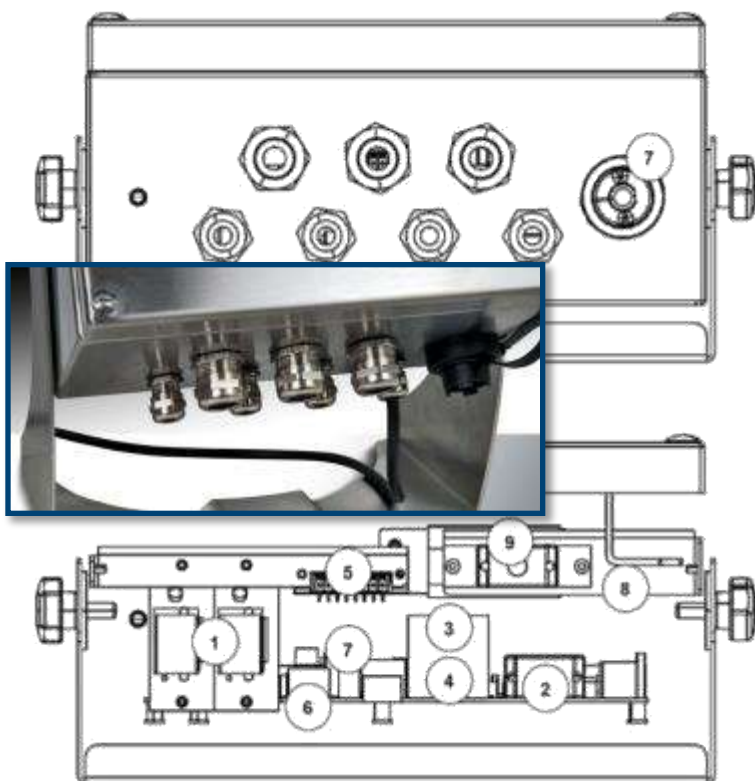
The values for calculating the limit values can be modified and can be expressed in division or in percent.



The bar consists of 14 LED displays:

- ⇒ the red displays show the weights which are significantly lower respectively higher than the range.
- ⇒ the yellow displays show weights which are lower respectively higher than the range.
- ⇒ the green displays show weights which are within the range.

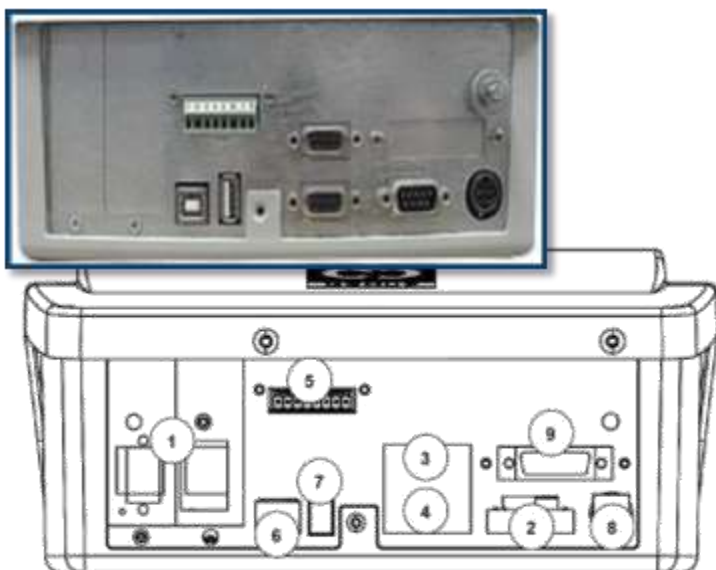




Bottom side of the terminal DD700I with cable glands external view (see picture above) and interior view (see picture below)

Legend:

1. Slot for optional cards
2. Scale 1
3. Port COM2
4. Port COM1
5. Terminal strip I/O
6. Port USB Client
7. Port USB HOST
8. Supply 110/240 Vac
9. Scale digit. (Opt.) or 2. analogue scale in multiplexing (Opt.)



Bottom side of the terminals DD700 ABS and DD700IC with connections

Legend:

1. Slot for optional cards
2. Analogue Scale 1
3. Port COM2
4. Port COM1
5. Terminal strip I/O
6. Port USB Client
7. Port USB HOST
8. Supply 12 V (via external power supply 110÷240 VAC)
9. Scale digit. (Opt.) or 2. analogue scale in Multiplexing (Opt.)

-Subject to technical modifications -