

## Mini Contactors: AC & DC Operated

Series K1-09 & K1-12 and Reversers K1W09 & K1W12



Data according to UL508

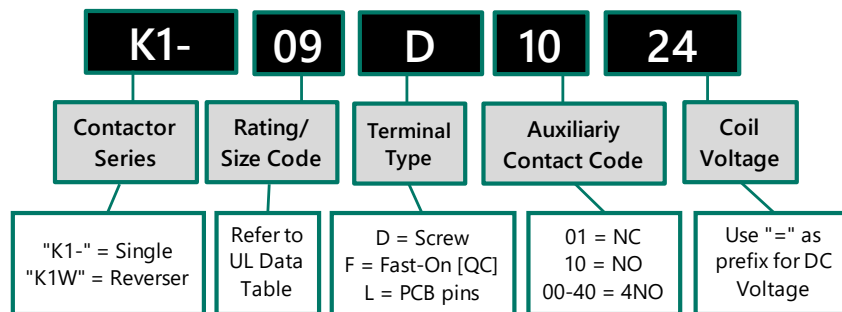


Main Contacts (cULus)

Type

K1-09D.. K1W09D01	K1-09F.. K1-09L..	K1-09L.. K1-07D..	K1-07D.. K1-12D.. K1W12D01	HK..	
15	15	20	10	20	10
1½	1½	1½	-	2	-
3	3	3	-	3	-
3	3	3	-	3	-
5	5	5	-	7½	-
7½	7½	7½	-	10	-
			-	¾	
½	½	½	-	1½	-
1	1	1	-	2	-
1½	1½	1½	-		-
			-	30/5 600	
30/5	30/5	30/5			-
600	600	600 <sup>1)</sup>	600		600
A600 Q600	A600 Q600	A600 Q600	A600 Q600	A600 Q600	A600 Q600

### Ordering Code Example:



## Mini Contactors: AC & DC Operated

### Series K1-09 & K1-12 and Reversers K1W09 & K1W12

#### Auxiliary Contact Blocks for Contactors K1-..

Ratings AC15 230V A	400V A	Thermal Rated Current A	Contacts <sup>2)</sup>		Type
			NO	NC	
3	2	10	1	1	HKM11
3	2	10	-	2	HKM02
3	2	10	2	2	HKM22

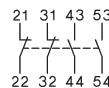
Aux. Contact Blocks

HKM11

HKM02

HKM22

Wiring Diagrams



Contactors with Auxiliary Contact Block  
Contacts according to EN50012

K1-..D10	21	12	32	-	-	-	-
K1-..D01	-	-	-	12	03	41	23
K1-..D00-40	-	-	-	11	02	40	22

Prefer combinations according to EN50012

#### Auxiliary Contact Blocks for Mini Reversing Contactors K1-..

Ratings AC15 230V A	400V A	Thermal Rated Current A	Contacts <sup>2)</sup>		Type
			NO	NC	
3	2	10	1	1	HKM11V
3	2	10	1	1	HKM11X



Aux. Contact Blocks

HKM11V

HKM11X

Wiring Diagrams



#### Reversing Starter Connector



For Reversing Starter Types, incl. Coil Connector

Type

K1W09D..MC, K1W12D..MC

K1W-VB

<sup>2)</sup> Contacts suitable for electronic circuits, according to EN947-5-4 for rated voltage 24V (test ratings 17V DC, 5mA) Mirror contacts acc. IEC60947-4-1 Annex F.

## Mini Contactors: AC & DC Operated

### Series K1-09 & K1-12 and Reversers K1W09 & K1W12

#### Suppressor Units for Contactors K1-..



Voltage Range  
V

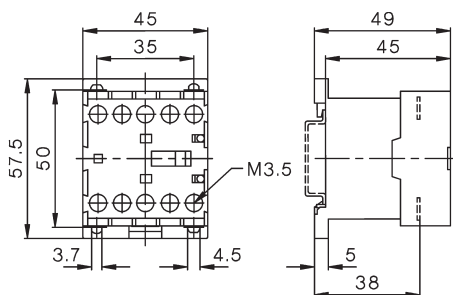
Type

12 - 48V AC/DC	1600nF / 22 Ohm	<b>RC-K1 24</b>
48 - 127V AC/DC	680nF / 270 Ohm	<b>RC-K1 110</b>
110 - 250V AC/DC	220nF / 2200 Ohm	<b>RC-K1 230</b>

#### Dimensions

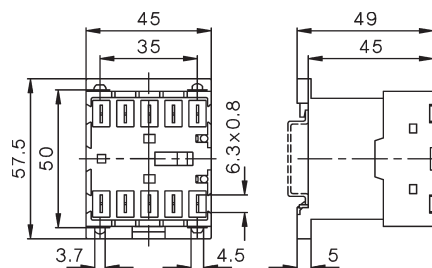
**AC and DC operated**  
with screw terminals

**K1-07D..**  
**K1-09D..**  
**K1-12D..**

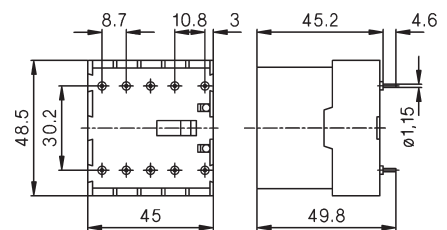


with fast on terminals

**K1-07F..**  
**K1-09F..**

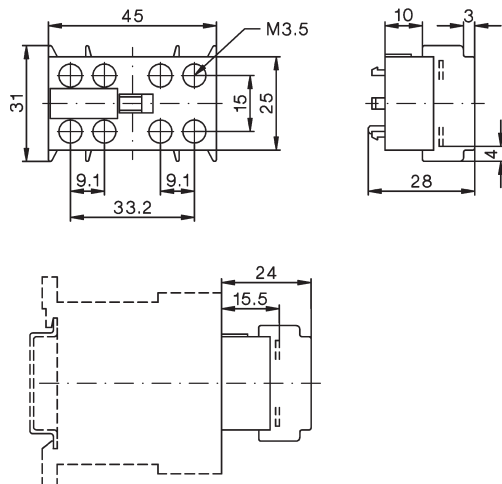


**AC and DC operated**  
with solder connections  
**K1-07L..**  
**K1-09L..**



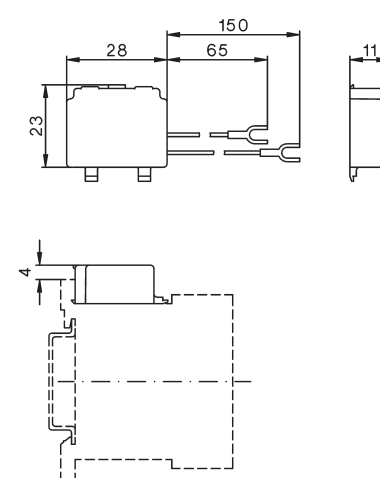
#### Auxiliary Contact Blocks

**HK..**



#### Suppressor Units

**RC-K1**

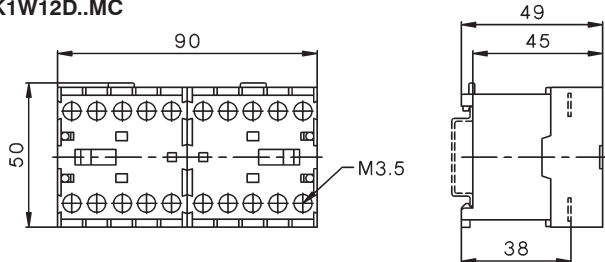


## Mini Contactors: AC & DC Operated

Series K1-09 & K1-12 and Reversers K1W09 & K1W12

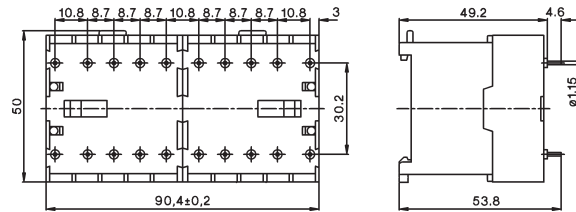
### Reversing Contactors

K1W09D..MC  
K1W12D..MC

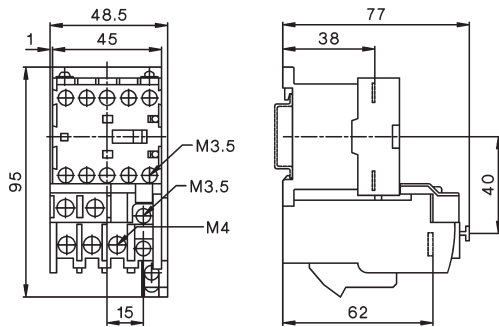


### Reversing Contactors

K1W09L..MC



K1-09 + U12/16.. K1  
K1-12



K1W09D..MC + U12/16E K1  
K1W09D..MC + U12/16E K1

