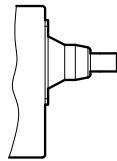
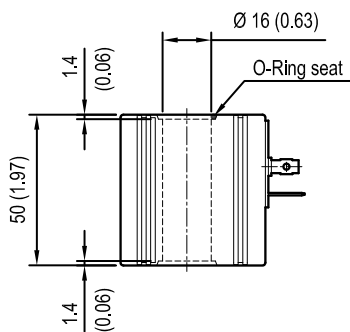
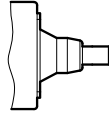
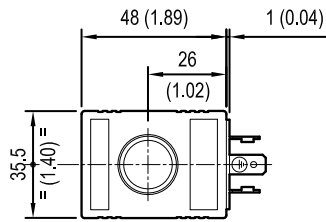


Coils - Connectors

COIL S7 - CLASS H - 30 W

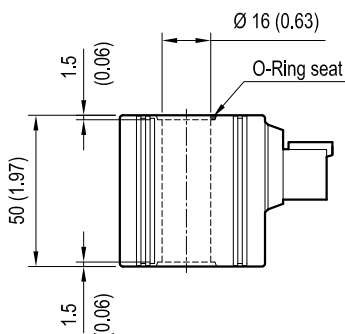
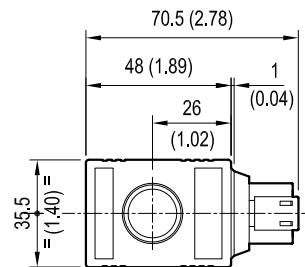
S7-H
DIN 43650-ISO 4400
IP65

SINGLE LEAD
IP54



[mm / Inches]

S7-D
DEUTSCH DT04-2P
IP69K



[mm / Inches]

OD.02.07 - X - Y - Z - 02

TECHNICAL DATA

Weight: 0.33 kg (0.73 lbs)

Heat insulation Class H: 180°C (356°F)

Ambient temperature range: -30/+60°C (-22/+140°F)

Inlet voltage fluctuations must not exceed ±10% of nominal voltage to obtain correct operation and long life coils.

X	Y	Connections	Circuit	Voltage
01	30	DIN 43650 - ISO 4400	Standard	DC
0H	02	SINGLE LEAD	Bidirectional Diode	DC *

* Length 200 mm (7.87 inches). Ext. diameter 0.53 mm (0.02). External and internal Sheath Silicone rubber.

Z	Voltage V	Resistance Ohm (±7%)	Power W	Current A		ΔT °C (°F)
	Nominal	Ta = 20-25°C (68-77°F)	Cold coil	Cold coil	Hot coil	1 hour energized at Ta=20-25°C (68-77°F) Nominal voltage
OB	12 DC	4.8	30	2.5	1.8	120-140 (248-284)
OC	24 DC	18.8	30	1.2	0.9	

X	Y	Connections	Circuit	Voltage
20	30	DEUTSCH DT04-2P	Standard	DC
22	30	DEUTSCH DT04-2P	Bidirectional Diode	DC

Z	Voltage V	Resistance Ohm (±7%)	Power W	Current A		ΔT °C (°F)
	Nominal	Ta = 20-25°C (68-77°F)	Cold coil	Cold coil	Hot coil	1 hour energized at Ta=20-25°C (68-77°F) Nominal voltage
OB	12 DC	4.8	30	2.5	1.8	120-140 (248-284)
OG	14 DC	6.5	30	2.1	1.4	
OC	24 DC	18.8	30	1.2	0.9	

Available on request: different voltages, working duty Ed 50 %

These coils have passed the THERMAL SHOCK DUNK TEST

Note: for general information see "Section 7 - Technical Data"

Preferred types (readily available)

Type	Material number
OD02070130OB02	R901090824
OD02070130OC02	R901090825
OD02072030OB02	R901094589
OD02072030OG02	R934000349
OD02072230OG02	R934000355

Type	Material number
OD02072030OC02	R901094594
OD02072230OB02	R901094595
OD02072230OC02	R901094597
OD02070H02OB02	R934004373

Further types available by request