

## Series 182P Vacuum Switch / Tamper Resistant

Compact, versatile vacuum switch suited to numerous applications. Features efficient Nega-Rate® Belleville disc spring for stable set points and is field adjustable through the pressure port. Once adjustments are made and switch is installed, it becomes tamper proof.

### Operating Pressure Data

Adjustable Range Number	Adjustable Set Point Range		Deadband (approximate)	Maximum Recommended System Pressure	Proof Pressure
	Increasing Vacuum	Decreasing Vacuum			
2	4" to 28" Hg	2" to 26" Hg	2" Hg	150	250

All values given in psig.

### Standard Specifications

#### Electrical

Snap action electrical switch recognized by Underwriters' Laboratories, Inc. and CSA International

#### Electrical Connection

1/2 NPT male conduit connection with PVC insulated 18 AWG, 18" long leads

#### Pressure Connection

1/4 NPT Male

#### Temperature Range\*

Ambient: -40°F to +180°F  
(-40°C to +82°C)

Media: -40°F to +300°F  
(-40°C to +149°C)

\*Temperature limits change with O-Ring selection

#### Adjustment


1/8" allen wrench through port

#### Shipping Weight

Approximately 8 ounces



Order Miscellaneous Option "D"



Weather Proof  
(NEMA 4 and 13)

### Ordering Sequence — Select desired option for each category

#### OPTIONS

##### Wetted Material

- 1 Aluminum port, Teflon coated polyimide diaphragm, Buna-N O-Rings, stainless and cadmium plated steel
- 4 Stainless steel port, Teflon coated polyimide diaphragm and Buna-N O-Rings

##### Adjustable Vacuum Range

- 2 2" Hg dec. to 28" Hg inc. vacuum (.07 bar dec. to .95 bar inc.)

##### Electrical Form

- C 11 amp, 1/4 at 125 or 250 VAC; 5 amp resistive, 3 amp inductive 28 at VDC; .5 amp resistive at 125 VDC
- CC 11 amp, 1/4 at 125 or 250 VAC; 5 amp resistive, 3 amp inductive 28 at VDC; .5 amp resistive at 125 VDC

##### Enclosure

- 3 Meets or exceeds the requirements of NEMA Type 3, 3R, 3S, 4, 4X and 13, IP65

##### Miscellaneous

- A Epoxy paint exterior — extra protection for severe environments
- B Viton O-Ring
- C EPR O-Ring
- D SIL approval and marking, per IEC61508 (includes FMEA report)
- I 1/2 NPT Conduit box with terminal strip
- M Gold electrical contacts for extremely low current applications
- R 72" Electrical free leads
- U M20 x 1.5 Electrical Conduit Adapter
- X CE Mark

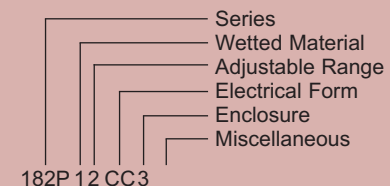
##### Special (Consult representative or factory)

- Non-catalog adjustable range and/or set point, deadband and proof pressure

### Ordering Procedure

- When factory presetting is desired, stipulate set point, increasing or decreasing
- Insert available option number or letter designation as required

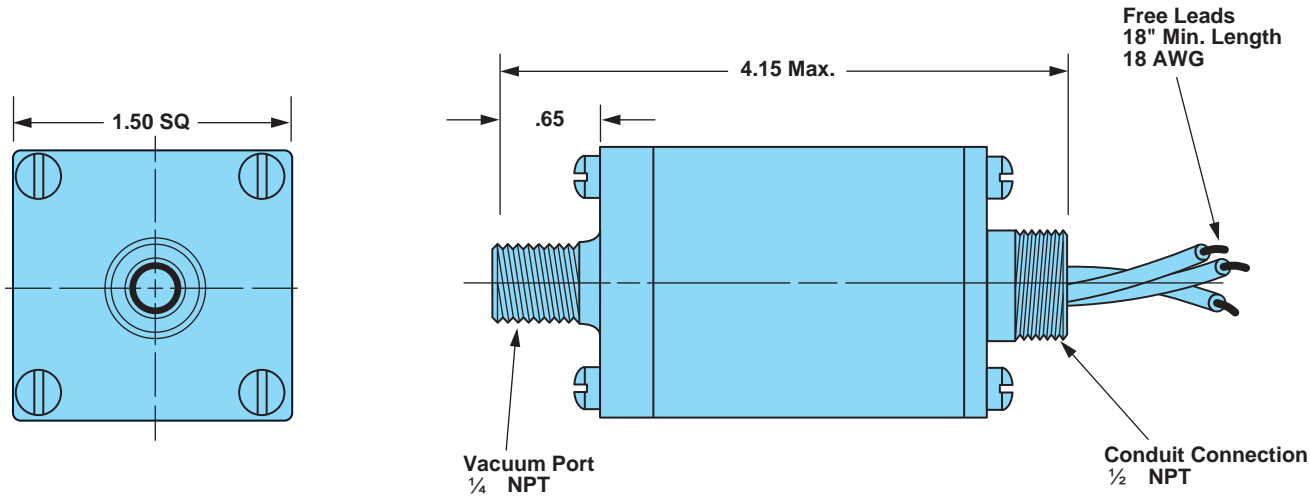
### Example



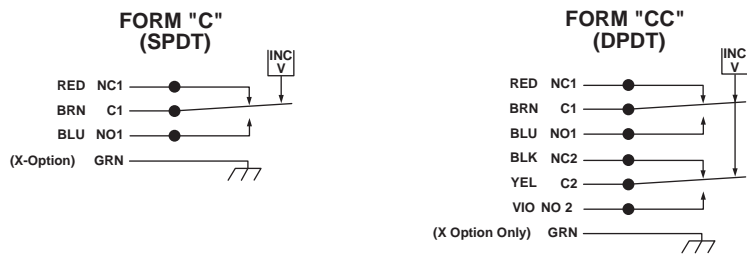
# Series 182P Vacuum Switch / Tamper Resistant

Field Adjustable  
2" to 28" Hg

## Envelope Dimensions



## Electrical Form



## Basic Principles of Design

