





Industrial V-Belt List

Conventional Wrapped V-Belts

A, B, C, D, E

Wrapped Banded V-Belts

A, B, C, D, E

Classical Raw Edge V-Belts

AX, BX, CX

Fractional Wrapped V-Belts

3L, 4L, 5L

Wedge Wrapped Banded V-Belts

3V, 5V, 8V

Wedge Raw Edge V-Belts

3VX, 5VX, 8VX

Metric Wrapped V-Belts

SPZ, SPA,
SPB, SPC

Cogged Banded V-Belts

BX

Metric Raw Edge V-Belts

XPZ, XPA,
XPB, XPC

Wedge Wrapped V-Belts

3V, 5V, 8V

Wedge Cogged Banded V-Belts

3VX, 5VX

Cogged Automotive V-Belts

15, 17

Hexagonal Double V-Belts

AA, BB, CC

Multi Rib (Poly-V) Belt

PJ, PK

Variable Speed (cogged) Belts

Kevlar Dry Wrapped V-Belts

3LK, 4LK, 5LK,
AK, BK

Kevlar Corded Banded V-Belts

3VK, 5VK, 8VK,
BK

High Performance Variable Speed

Snowmobile
ATV/UTV
Go-Carts

Lawn and Garden Belts

D&D Global

Speciality Belts

Twist Lock
Open Ended



General Information

Our belts are scientifically engineered using the latest technology and are created with the best materials available to ensure excellent belt performance for any of your belting needs. As a leading belt distributor we are able to offer a large line of high quality belts with hard to beat pricing.

Wrapped D&D Power Drive Belts

These single belts are high performance rubber belts with a low stretch polyester cord. These flexible belts are resistant to heat, oil, and cracking and have outstanding wear resistance.

Consisting of; Classical V-Belts, Wedge V-Belts, Metric V-Belts, and Double Angled (Hex) Belts.

Part numbers include: 3L, A/4L, B/5L, C, D, E, 3V, 5V, 8V, SPZ, SPA, SPB, SPC, AA, and BB

*Our A/4L's & B/5L's are manufactured as dual branded belts

Cogged D&D Power Drive Belts

These cogged belts are made with a cogged/notched design which helps increase their maximum load ratings. Like our wrapped belts, these reinforced cogged belts are flexible, resistant to heat, oil, and cracking, and have excellent wear resistance as well.

Consisting of; Cogged Classical Belts, Wedge Cogged Belts, and Metric Cogged Belts.

Part numbers include: AX, BX, CX, 3VX, 5VX, 8VX, XPZ, XPA, XPB, and XPC

*These belts are marked by an X in the part number

Aramid Cord Dry Wrapped D&D Power Drive Belts

These single belts are high performance dry wrapped belts with a low stretch aramid cord. These dry wrapped belts provide better horsepower and are designed to have a smoother grip. The Aramid cord is used to increase strength and stability. The design helps resist humidity, temperatures, oil and, cracking.

Consists of Aramid Cord Dry Wrapped Belts.

Part numbers include: 3LK, 4LK, 5LK

*These belts are marked by a K in the part number.

Banded D&D Power Drive Belts

Our banded belts are made from the same materials as their single belt counterparts and match their performance and quality. They are joined together with a heavy duty backing which creates multiple ribs for your specific belting needs. These banded belts are recommended when there are multi-groove sheaves being run. They add more stability to help with larger load resistance.

Consisting of; Classical Banded Belts, Classical Cogged Banded Belts, Wedge Banded Belts, Wedge Cogged Banded Belts, Metric Banded Belts, Aramid Cord Banded Belts and V-Ribbed Banded Belts.

Banded D&D Power Drive Belts Continued...

Part numbers include: A Banded, B Banded, C Banded, D Banded, AX Banded, BX Banded, CX Banded, 3V Banded, 5V Banded, 8V Banded, 3VX Banded, 5VX Banded, SPA Banded, SPB Banded, SPC Banded, BK Banded, J's, K's, L's, and M's

*These belts are marked by a "/" and the number of ribs in the part number

Timing Belts

D&D PowerDrive timing belts are the continuance of high capacity industrial timing belts. They offer a durable, dependable, economical and trouble-free alternative to chain drives.

Compared to chain drives D&D PowerDrive timing belts are cleaner, lubricant-free, quieter, and significantly lower in cost. D&D PowerDrive timing belts offer increased performance over traditional fiberglass cord timing belts

If you are looking for the number of teeth any timing belt has, refer to our online catalog

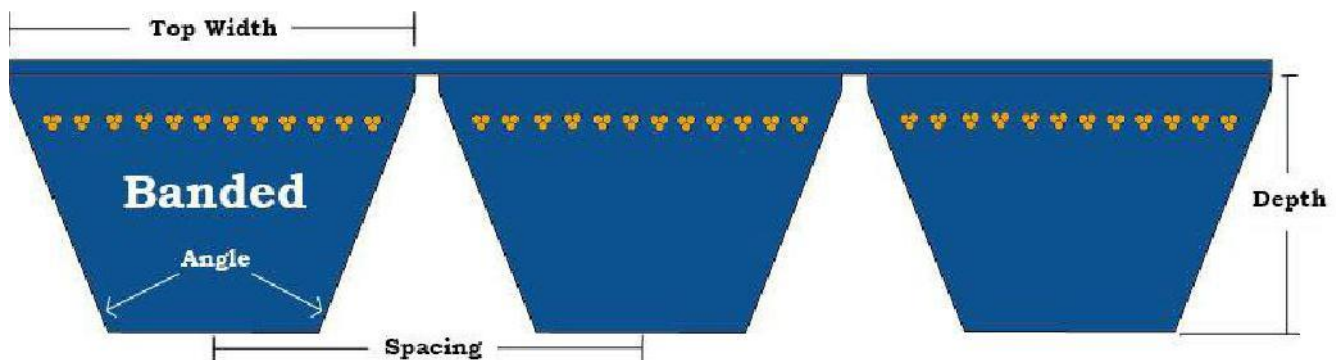
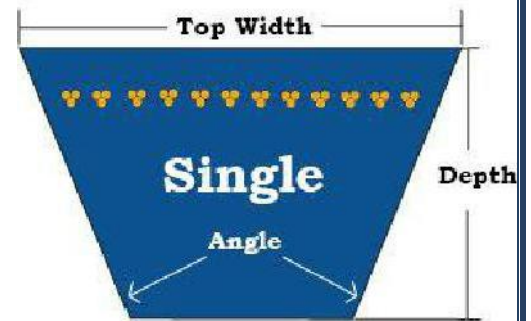
Consisting of; HTD Timing Belts, Trapezoidal Tooth Timing Belts, T-Series and AT-Series Timing Belts, Dual Sided Timing Belts, Super Torque Timing Belts, RPP Timing Belts, Power Twist Belts, and Long Length Timing Belts.

Part numbers include: 3M, 5M, P5M, 8M, 14M, 20M, MXL, XL, L, H, XH, XXH, T2.5, T5, T10, T20, AT5, AT10, AT20, D3M, D5M, D8M, D14M, DXL, DL, DH, DS5M, DS8M, DS14M, S2M, S3M, S4.5M, S5M, S8M, S14M, P5M, P8M, P14M, LL 3M, LL 5M, LL 8M, LL 14M, LL MXL, LL XL, LL L, LL H, LL XH, LL T2.5, LL T5, LL S3M, LL S5M, LL S8M, TL3L, TLA, TLB, TLC

Special Part Numbers:

1. Double Sided Timing Belts: There will be a D at the beginning of the part number.
Example: D1000-5M-25
2. Super Torque Timing Belts: Marked by an S in the part number
Example: 100-S3M-276
3. Open Ended Timing Belts: LL (Long Length) will be at the beginning of the part number. Examples: LL8M50, LL037L
4. RPP Timing Belts: There will be a P in front of the pitch in the part number.
Example: 480-P8M-30

V-Belts	Top Width	Depth	Angle
Classical			
3L, 3LK	3/8"	7/32"	40
A/4L, AX, 4LK	1/2"	5/16"	40
B/5L, BX, 5LK	5/8"	7/16"	40
C, CX, CK	7/8"	17/32"	40
D	1 1/4"	3/4"	40
E	1 1/2"	29/32"	40
Wedge			
3V, 3VX, 3VK	3/8"	21/64"	40
5V, 5VX, 5VK	5/8"	35/64"	40
8V, 8VX, 8VK	1"	7/8"	40
Metric			
SPZ, XPZ	10MM	8MM	40
SPA, XPA	13MM	10MM	40
SPB, XPB	17MM	13MM	40
SPC, XPC	22MM	18MM	40



Banded V-Belts	Top Width	Spacing	Depth	Angle
Classical				
A, AK, AX	1/2"	5/8"	5/16"	40
B, BK, BX	5/8"	3/4"	7/16"	40
C, CK, CX	7/8"	1"	17/32"	40
D	1 1/4"	1 1/4"	3/4"	40
Wedge				
3V, 3VK, 3VX	3/8"	13/32"	21/64"	40
5V, 5VK, 3VX	5/8"	1 1/16"	35/64"	40
8V, 8VK	1"	1 1/8"	7/8"	40
Metric				
SPA	13MM	14.99MM	10MM	40
SPB	17MM	19.05MM	13MM	40
SPC	22MM	25.4MM	18MM	40

V-Belts



Classical	
Cross Section	Lengths On Hand
3L	12" - 75"
A/4L, B/5L	15" - 312", 22" - 672"
C, D	38" - 555", 67" - 665"
E	108" - 428"

Example: A14 = 16 inches (OC).
3L is an exception. Measure 3L's outside length & multiply by 10. Example: 3L130 = 13 Inches

Classical Belts: Measured in inches. Part numbers go by belts inside circumference. To find this, measure outside length of belt and subtract

A/4L - Subtract 2
B/5L - Subtract 3
C - Subtract 4
D - Subtract 5
E - Subtract 6

*Call for special size ordering



Classical Cogged	
Cross Section	Lengths On Hand
AX	19" - 182"
BX	25" - 198"
CX	51" - 304"

Example: AX18 = 20 inches (OC).

Classical Cogged Belts: Measured in inches. Part numbers go by belts inside circumference. To find this, measure outside length of belt and subtract. Marked by an X in part number

AX - Subtract 2
BX - Subtract 3
CX - Subtract 4

*Call for special size ordering



Wedge	
Cross Section	Lengths On Hand
3V	19" - 165"
5V	45" - 355"
8V	100" - 600"

Example: 3V190 = 19 inches (OC).

Wedge Belts: Measured in inches. Part numbers go by belts outside circumference. To find part number, measure outside length of belt and multiply by 10

*Call for special size ordering



Wedge Cogged	
Cross Section	Lengths On Hand
3VX	20.5" - 150"
5VX	31.5" - 200"
8VX	118" - 200"

Example: 3VX240 = 24 inches (OC).

Wedge Cogged Belts: Measured in inches. Part numbers go by belts outside circumference. To find part number, measure outside length of belt and multiply by 10. Marked by an X in part number

*Call for special size ordering




Metric	
Cross Section	Lengths On Hand
SPZ	369mm - 3550mm
SPA	630mm - 5000mm
SPB	1000mm - 9000mm
SPC	1000mm - 12500mm

Example: SPZ369 = 369 millimeters (OC).

Metric Belts: Measured in millimeters. Part numbers go by belts outside circumference. To find this, measure outside length of belt in millimeters

*Call for special size ordering

V-Belts



Metric Cogged	
Cross Section	Lengths On Hand
XPZ	562mm - 4000mm
XPA	630mm - 3750mm
XPB	1000mm - 5000mm
XPC	1800mm - 5300mm

Example: XPZ562 = 562 millimeters (OC).

Metric Cogged Belts: Measured in millimeters. Part numbers go by belts outside circumference. To find this, measure outside length of belt in millimeters

*Call for special size ordering



Double Angled (Hex)	
Cross Section	Lengths On Hand
AA	48" - 202"
BB	45" - 303"
CC	79" - 304"

Example: AA46 = 48 inches (OC).


Double Angled (Hex) Belts: Measured in inches. Part numbers go by belts inside circumference. To find this, measure outside length of belt and subtract

AA - Subtract 2

BB - Subtract 3

CC - Subtract 4

*Call for special size ordering



Aramid Cord Dry Wrapped	
Cross Section	Lengths On Hand
3LK	20" - 50"
4LK	20" - 192"
5LK	25" - 397"

Example: 4LK200 = 20 inches (OC).

Aramid Cord Dry Wrapped Belts: Measured in inches. Part numbers go by belts inside circumference. To find part number, measure outside length of belt and multiply by 10.

*Call for special size ordering

**K Indicates Aramid Cord



Variable Speed	
Cross Section	Lengths On Hand
VS	Call or Check Online

Variable Speed Belts

Large quantity on hand



Automotive	
Cross Section	Lengths On Hand
15	22.07" - 73.57"
17	24.77" - 75.77"
22	33.14" - 67.14"
24	43.14" - 45.64"
28	42.94" - 51.64"

Example: 17245 = 24.77 inches (OC).

Automotive Belts: Measured in inches. Part numbers go by belts outside circumference. To find this, measure outside length of belt

*Call for special size ordering

Banded V-Belts



Classical	
Cross Section	Lengths On Hand
A	44" - 135"
B	51" - 363"
BK	67" - 243"
C	64" - 484"
D	167" - 455"

Example: B48/02 = B48 with 2 ribs

Classical Banded Belts: Part numbers go by our Classical part number and the number of ribs. The numbers after the / shows the number of ribs

*Ribs available:

A's - up to 20

B's & BK's - up to 16

C's & D's - up to 12

**Call for special size ordering

*** K Indicates Aramid Cord



Classical Cogged	
Cross Section	Lengths On Hand
BX	34" - 198"
CX	85" - 244"

Example: BX31/02 = BX31 with 2 ribs

Classical Cogged Banded Belts: Part numbers go by our Classical Cogged part number and the number of ribs. The numbers after the / shows the number of ribs

*Ribs Available:

Up to 12

**Call for special size ordering

***X indicates Cogged Belt



Wedge	
Cross Section	Lengths On Hand
3V, 3VK	25" - 140"
5V, 5VK	50" - 450"
8V, 8VK	100" - 590"

Example: 3V475/04 = 3V475 with 4 ribs

Wedge Banded Belts: Part numbers go by our Wedge part number and the number of ribs. The numbers after the / shows the number of ribs

*Ribs Available:

3V's & 3VK's - up to 20

5V's & 5VK's - up to 16

8V's & 8VK's - up to 12

**Call for special size ordering

***K Indicates Aramid Cord



Wedge Cogged	
Cross Section	Lengths On Hand
3VX	25" - 150"
5VX	45" - 200"

Example: 3VX475/04 = 3VX475 with 4 ribs

Wedge Cogged Banded Belts: Part numbers go by our Wedge Cogged part number and the number of ribs. The numbers after the / shows the number of ribs

*Ribs Available:

3VX's - up to 8

5VX's - up to 12

**Call for special size ordering

***X indicates Cogged Belt



Metric	
Cross Section	Lengths On Hand
SPA	1657mm - 1732mm
SPB	2180mm - 6700mm
SPC	2240mm - 8000mm

Example: SPA1657/06 = SPA1657 with 4 ribs

Metric Banded Belts: Part numbers go by our Metric part number and the number of ribs. The numbers after the / shows the number of ribs

*Ribs Available:

SPA's - up to 20

SPB's - up to 16

SPC's - up to 12

**Call for special size ordering

Banded V-Belts



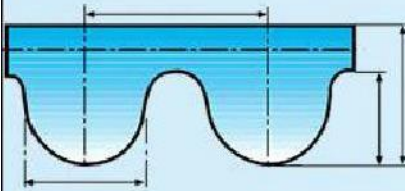
V - Ribbed	
Cross Section	Lengths On Hand
J	13" - 92"
K	31.25" - 101.75"
L	24" - 189"
M	90" - 198"

Example: 130J6 = 13inch J series belt with 6 ribs

V - Ribbed Banded Belts: Measured in inches. Part numbers vary.

*Call for special size ordering

Timing Belts

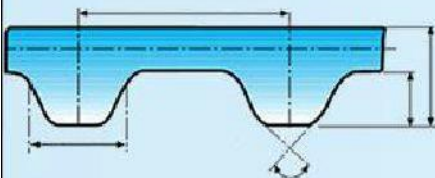


HTD Timing Belts	
Cross Section	Lengths On Hand
3M	201mm - 3000mm
5M	200mm - 3800mm
8M	288mm - 4400mm
14M	826mm - 4578mm
20M	1360mm - 4380mm

Example: 204-3M-15 = 204mm long, 3M pitch, 15mm wide

HTD Timing Belts: Measured in millimeters. Part numbers go by the belts length (outside circumference), pitch, and width (cut to order).

*Call for special size ordering

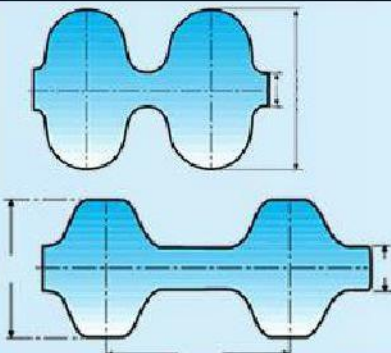


Trapezoidal Tooth Timing Belts	
Cross Section	Lengths On Hand
MXL	8.5" - 104.2"
XL	8" - 90"
L	9.8" - 114.8"
H	14.5" - 170"
XH	47.3" - 154"
XXH	80" - 120"

Example: 80XL100 = 8" long, XL pitch, 1" wide

Trapezoidal Tooth Timing Belts: Measured in inches. Part numbers go by belts length (outside circumference) multiplied by 10, pitch, and width (cut to order).

*Call for special size ordering



Double Sided Timing Belts	
Cross Section	Lengths On Hand
D3M	435mm - 597mm
D5M	425mm - 2525mm
D8M	424mm - 3600mm
D14M	1400mm - 3500mm
DXL	20" - 30"
DL	15" - 60"
DH	27" - 170"

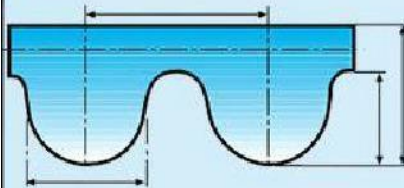
Example: D425-5M-15 = 425mm long, 5M pitch, 15mm wide

Double Sided Timing Belts: Measurements and part numbers are found the same way as their corresponding part number with a D at the beginning

*Width cut to order

**Call for special size ordering

Timing Belts



T-Series & AT-Series Timing Belts

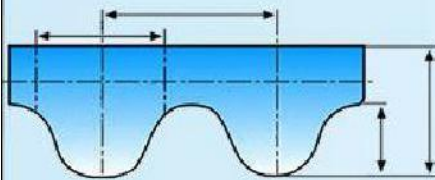
Cross Section	Lengths On Hand
T2.5	120mm - 1295mm
T5	135mm - 4200mm
T10	160mm - 4280mm
T20	Call for availability
AT5	280mm - 4000mm
AT10	600mm - 3950mm
AT20	1200mm - 1500mm

T & AT Series Timing Belts: Measured in millimeters. Part numbers go by the belts length (outside circumference), pitch, and width (cut to order).

*Width cut to order

**Call for special size ordering

Example: T5-135-20 = 135mm long, T5 pitch, 20mm wide



Super Torque Timing Belts

Cross Section	Lengths On Hand
S2M	Call for availability
S3M	219mm - 432mm
S4.5M	225mm - 932mm
S5M	255mm - 1900mm
S8M	376mm - 3048mm
S14M	1120mm - 3850mm

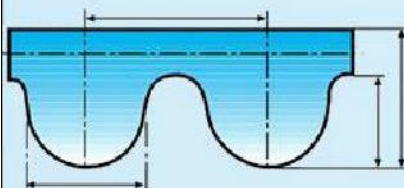
Super Torque Timing Belts: Measurements are found the same way as their corresponding part number. Length and width are reversed in part number

*Marked by an S in the part number

**Width cut to order

***Call for special size ordering

Example: 10-S3M-219 = 219mm long, S3M pitch, 10mm wide



Open Ended HTD Timing Belts

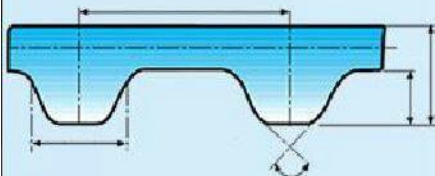
Cross Section	Lengths On Hand
LL3M	Call for availability
LL5M	
LL8M	
LL14M	

Open Ended HTD Timing Belts: Measured in millimeters. Part numbers go by the belts pitch and width (comes in precut sizes). These belts are open ended and not formed together

*Length cut to order

**Call for special size ordering

Example: LL075L-100FT = 100ft long, L pitch, 3/4" wide



Open Ended Trapezoidal Timing Belts


Cross Section	Lengths On Hand
LL MXL	Call for availability
LL XL	
LL L	
LL H	
LL XH	

Open Ended Trapezoidal Tooth Timing Belts: Measured in inches. Part numbers go by the belts pitch and width (comes in precut sizes). These belts are open ended and not formed together

*Length cut to order

**Call for special size ordering

Example: LL8M10-100FT = 100ft long, 8M pitch, 10mm wide



Power Twist Belts

Cross Section	Lengths On Hand
TL3L	Call for availability
TLA	Call for availability
TLB	Call for availability
TLC	Call for availability

Power Twist Belts: Made to be easily installed with a "Twist & Lock" motion, these belts are a great replacement belt for those pesky, hard to reach areas. Part numbers go by length and top length

Top Lengths:

3L - 3/8" A - 1/2"

B - 5/8" C - 7/8"

*Order by the foot

**Call for special size ordering

Example: TLA50 = 50ft long, A pitch, 1/2" wide